

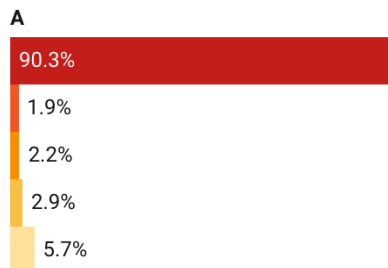
BERLIN, MA

Population: 3,311
Median Household Income: \$122,411
Per Capita Income: \$64,003

Socioeconomic

Race:

White Black or African American Asian Hispanic or Latino origin (of any race) Other/Multiracial



Berlin

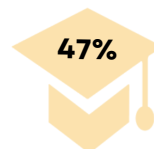
495/MW

MA

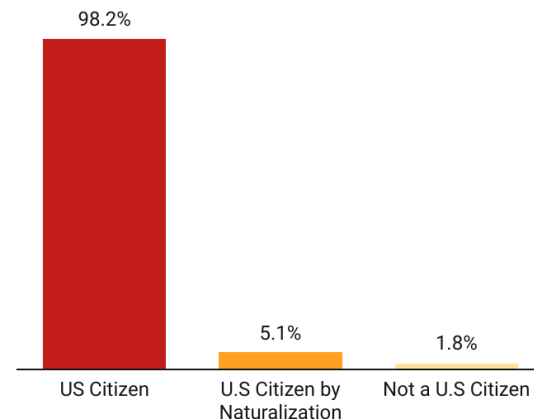
Population Growth 2013-2023



Residents 25+ with a Bachelor's Degree or Higher



Citizenship:

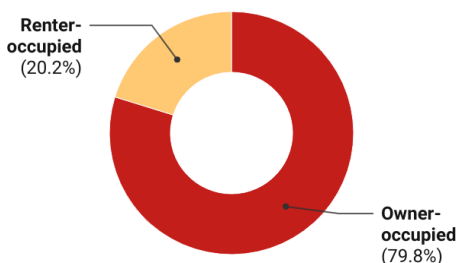


Housing

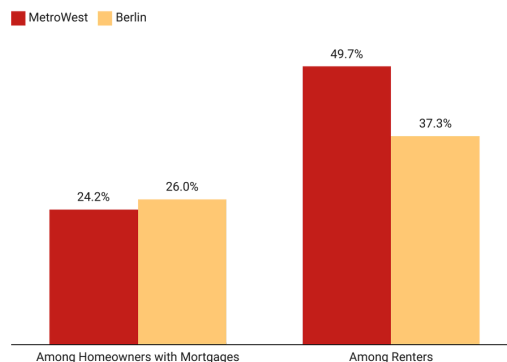
Total Housing Units: 1,502

Vacant Housing Units: 55

Housing Tenure:



Cost Burden:



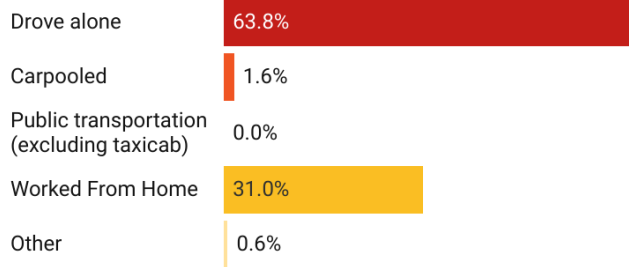
Year Structure Built:

2000 or later (43%)
1980-1999 (16%)
1960-1979 (13%)
1959 or earlier (29%)

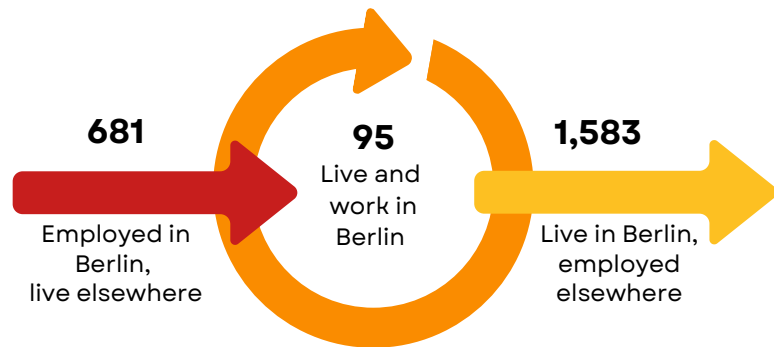


Commuting

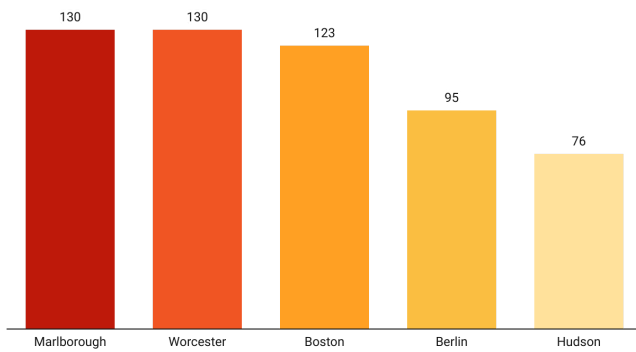
Getting to Work



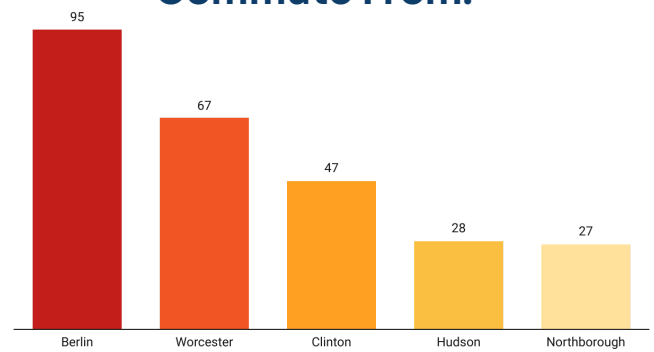
Inflow/Outflow



Top Communities Workers Commute To:



Top Communities Workers Commute From:



Key Industries

Top Industries by Average Employment (Q2 - 2024)



Labor Force:
2,355

2024 Industry Data

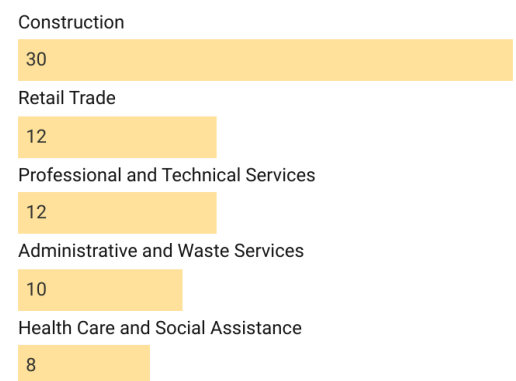
Total Payroll Dollars:
\$40,514,903

Average Weekly Wages:
\$970.75

Average Monthly Employment:
805

Number of Business Establishments:
119

Top Industries by Number of Establishments (Q2 - 2024)



Prepared by the 495/MetroWest Partnership

Sources: 2023 American Community Survey 5-Year, 2022 U.S. Census OnTheMap Application