

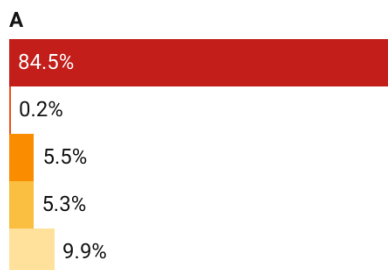
# BOLTON, MA

Population: 5,698  
Median Household Income: \$198,475  
Per Capita Income: \$83,182

## Socioeconomic

### Race:

■ White  
■ Black or African American  
■ Asian  
■ Hispanic or Latino origin (of any race)  
■ Other/Multiracial



### Bolton

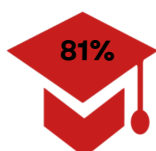
### 495/MW

### MA

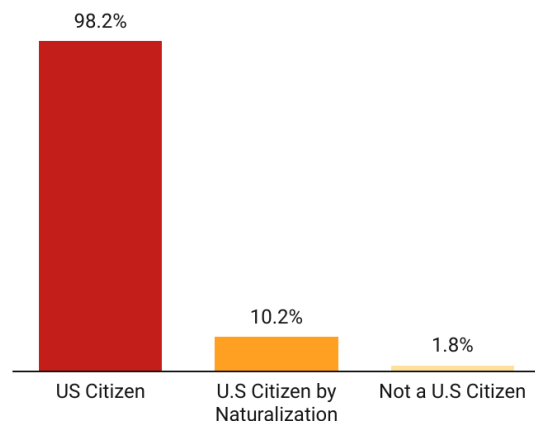
### Population Growth 2013-2023



### Residents 25+ with a Bachelor's Degree or Higher



### Citizenship:

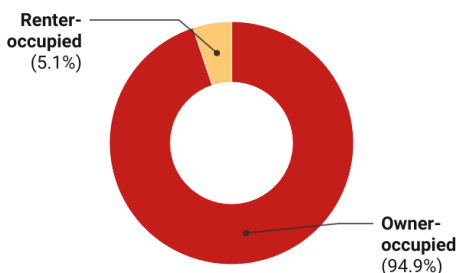


## Housing

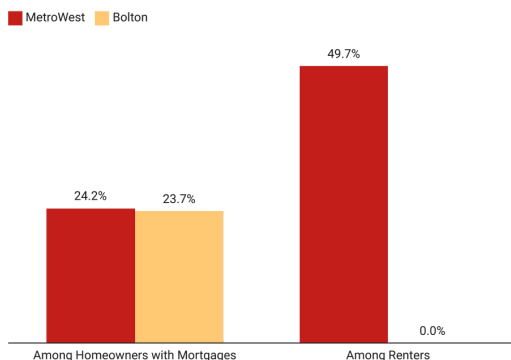
Total Housing Units: 2,803

Vacant Housing Units: 93

### Housing Tenure:



### Cost Burden:



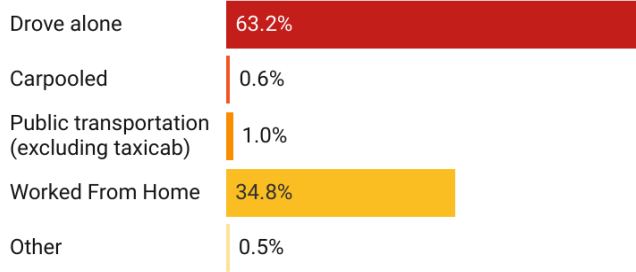
### Year Structure Built:

2000 or later (28%)  
 1980-1999 (30%)  
 1960-1979 (29%)  
 1959 or earlier (14%)



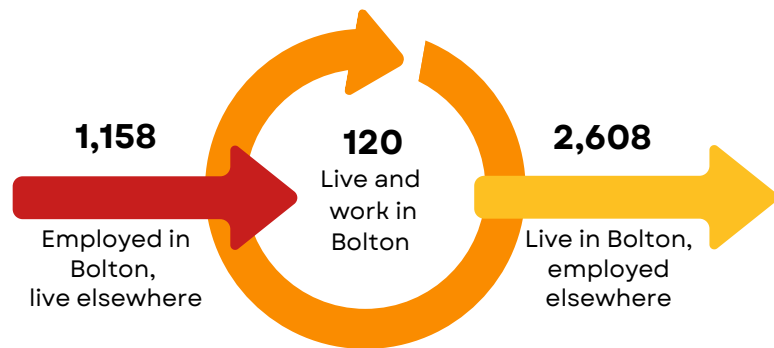
# Commuting

## Getting to Work

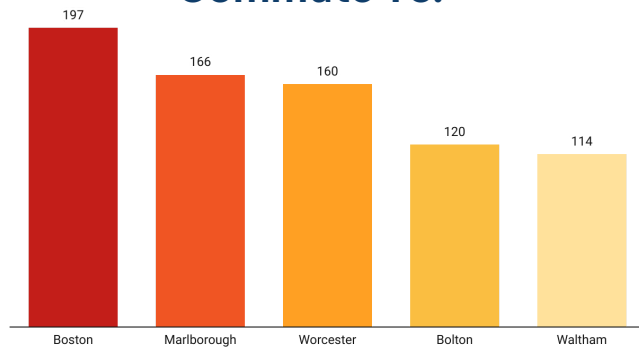


Created with Datawrapper

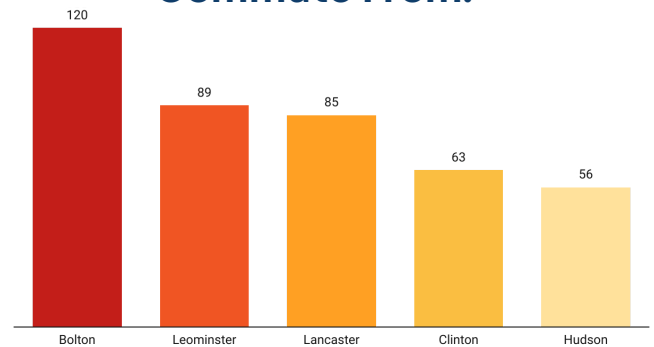
## Inflow/Outflow



## Top Communities Workers Commute To:

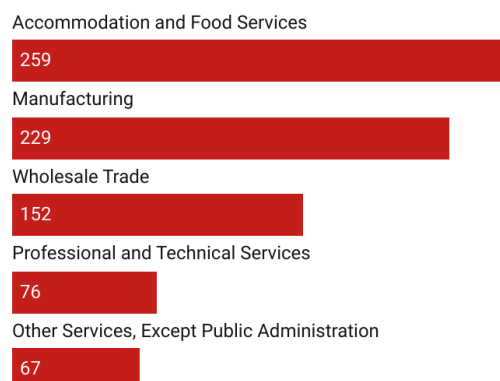


## Top Communities Workers Commute From:



# Key Industries

## Top Industries by Average Employment (Q2 - 2024)



**Labor Force:**  
3,249

## 2024 Industry Data

Total Payroll Dollars:  
\$110,626,762

Average Weekly Wages:  
\$1,347.25

Average Monthly Employment:  
1,581

Number of Business Establishments:  
164

## Top Industries by Number of Establishments (Q2 - 2024)



Prepared by the 495/MetroWest Partnership

Sources: 2023 American Community Survey 5-Year, 2022 U.S. Census OnTheMap Application