

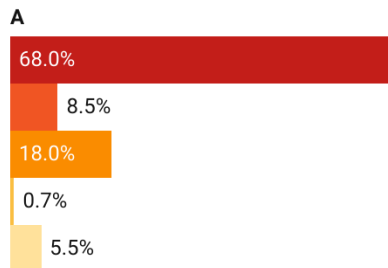
BOXBOROUGH, MA

Population: 5,468
Median Household Income: \$151,000
Per Capita Income: \$75,416

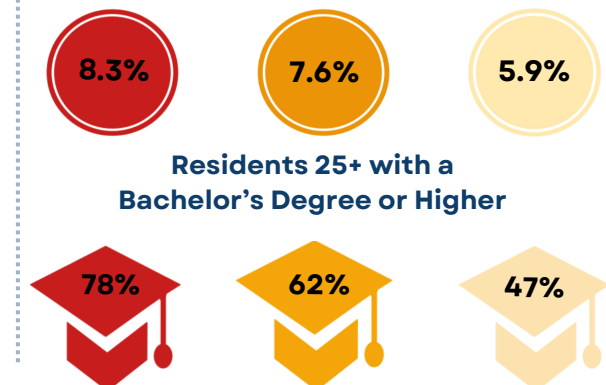
Socioeconomic

Race:

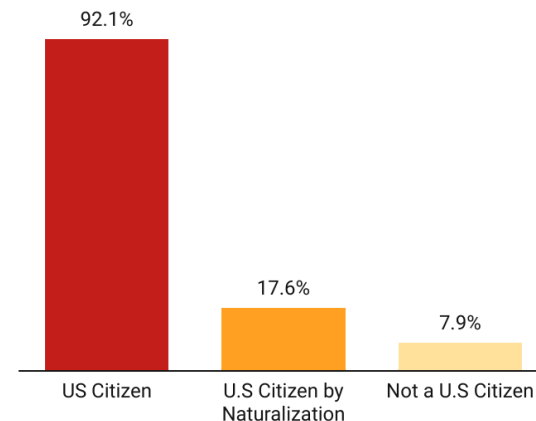
White Black or African American Asian Hispanic or Latino origin (of any race) Other/Multiracial



Boxborough 495/MW MA Population Growth 2013-2023



Citizenship:

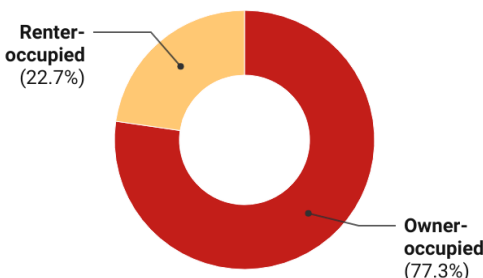


Housing

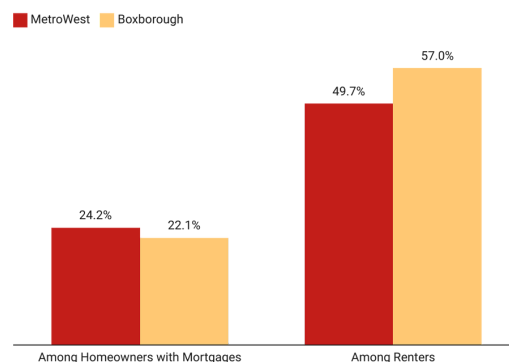
Total Housing Units: 2,279

Vacant Housing Units: 69

Housing Tenure:




Cost Burden:



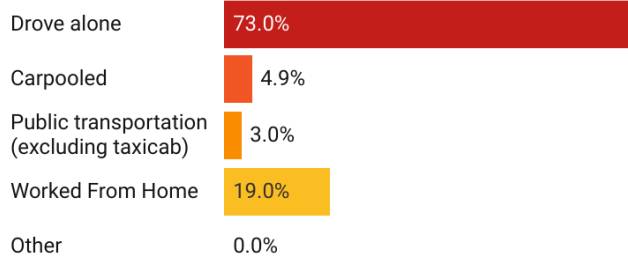
Year Structure Built:

2000 or later (18%)
1980-1999 (32%)
1960-1979 (36%)
1959 or earlier (14%)

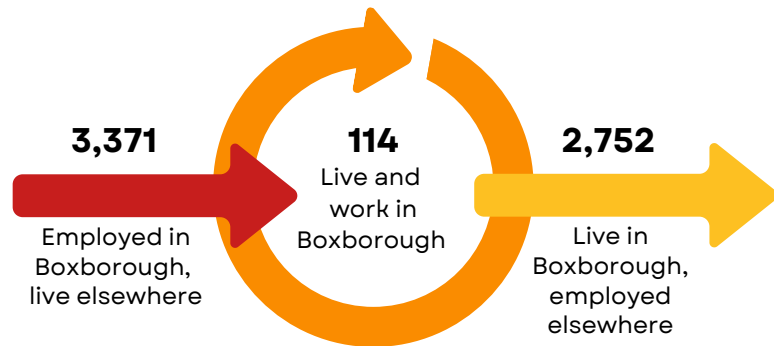


Commuting

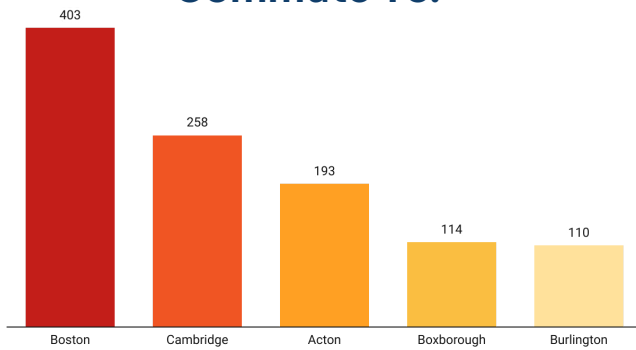
Getting to Work



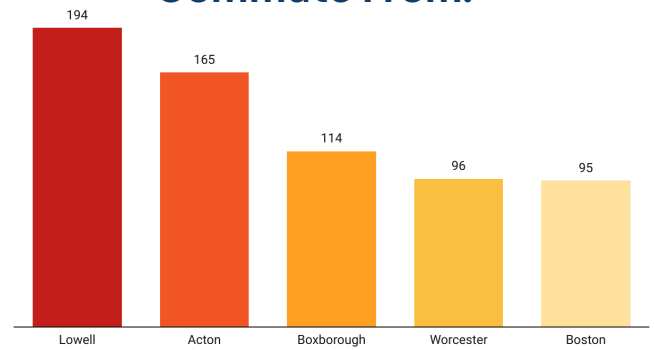
Inflow/Outflow



Top Communities Workers Commute To:

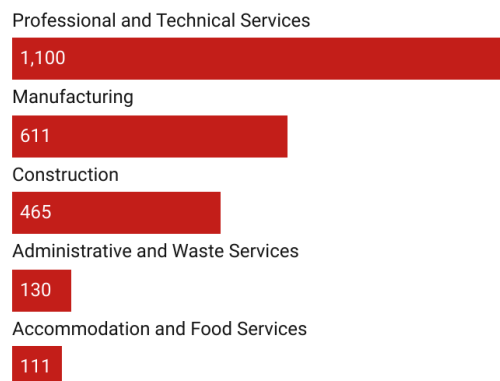


Top Communities Workers Commute From:



Key Industries

Top Industries by Average Employment (Q2 - 2024)



Labor Force:
3,444

2024 Industry Data

Total Payroll Dollars:
\$500,822,001

Average Weekly Wages:
\$3,087.25

Average Monthly Employment:
3,117

Number of Business Establishments:
205

Top Industries by Number of Establishments (Q2 - 2024)



Prepared by the 495/MetroWest Partnership

Sources: 2023 American Community Survey 5-Year, 2022 U.S. Census OnTheMap Application