

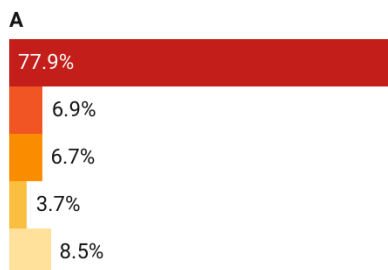
# FOXBOROUGH, MA

Population: 18,516  
Median Household Income: \$108,559  
Per Capita Income: \$62,746

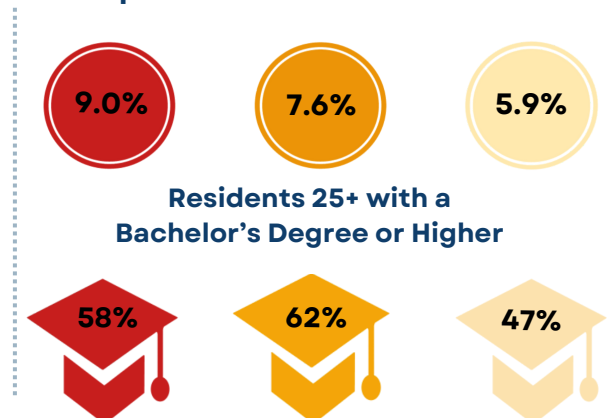
## Socioeconomic

### Race:

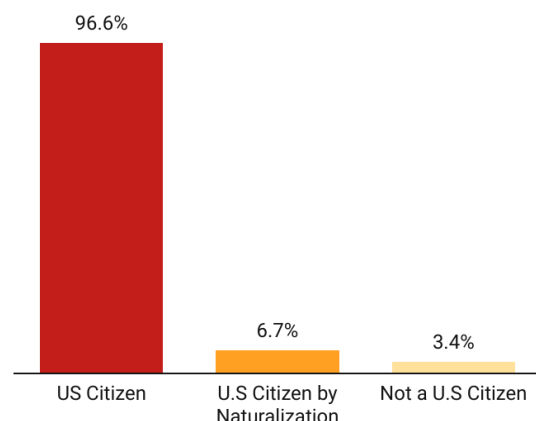
■ White  
■ Black or African American  
■ Asian  
■ Hispanic or Latino origin (of any race)  
■ Other/Multiracial



### Foxborough 495/MW MA Population Growth 2013-2023



### Citizenship:

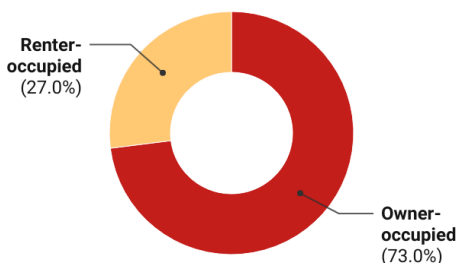


## Housing

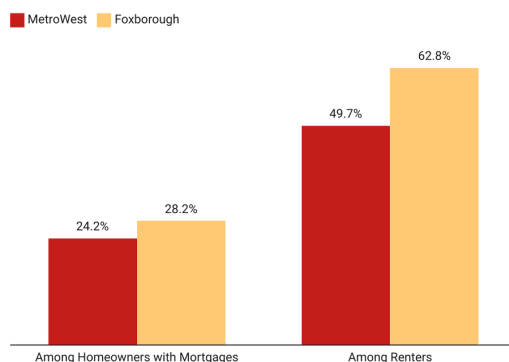
Total Housing Units: 7,414

Vacant Housing Units: 245

### Housing Tenure:



### Cost Burden:



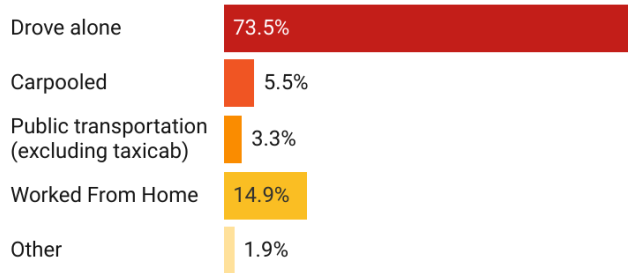
### Year Structure Built:

2000 or later (18%)  
 1980-1999 (26%)  
 1960-1979 (24%)  
 1959 or earlier (34%)

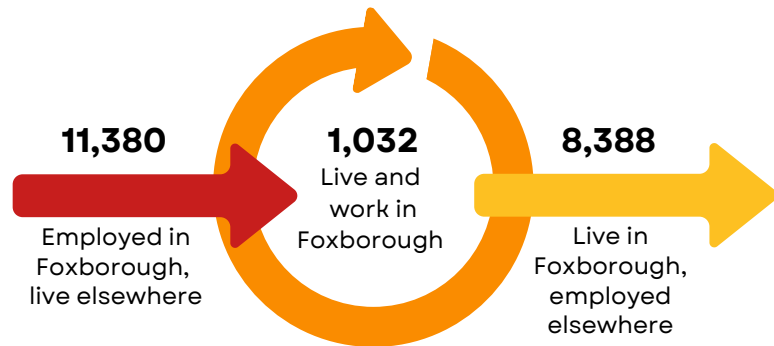


# Commuting

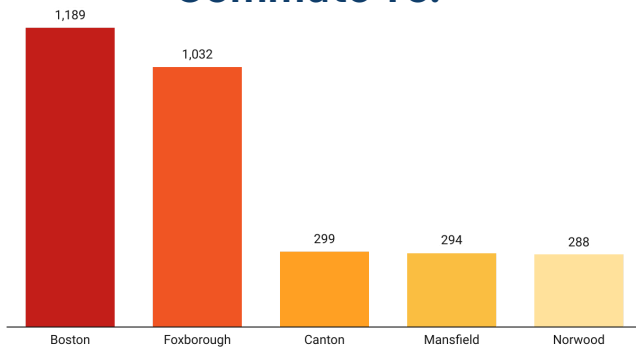
## Getting to Work



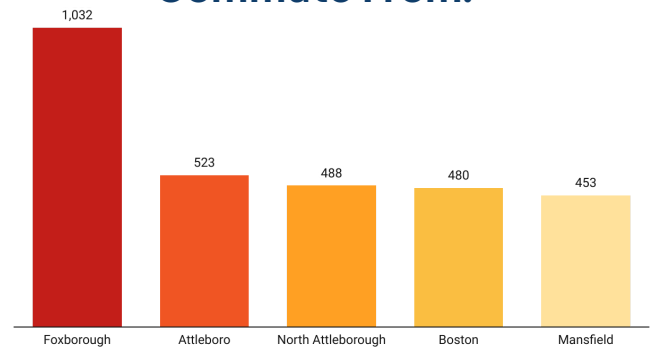
## Inflow/Outflow



## Top Communities Workers Commute To:



## Top Communities Workers Commute From:



# Key Industries

## Top Industries by Average Employment (Q2 - 2024)



**Labor Force:**  
10,959

## 2024 Industry Data

Total Payroll Dollars:  
\$1,359,270,018

Average Weekly Wages:  
\$1,879.25

Average Monthly Employment:  
13,949

Number of Business Establishments:  
748

## Top Industries by Number of Establishments (Q2 - 2024)



Prepared by the 495/MetroWest Partnership

Sources: 2023 American Community Survey 5-Year, 2022 U.S. Census OnTheMap Application