

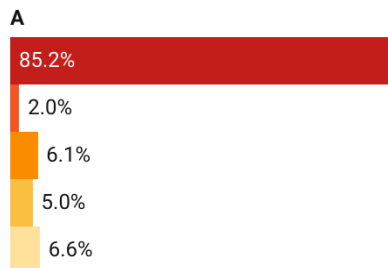
FRANKLIN, MA

Population: 33,067
Median Household Income: \$142,788
Per Capita Income: \$63,724

Socioeconomic

Race:

■ White
■ Black or African American
■ Asian
■ Hispanic or Latino origin (of any race)
■ Other/Multiracial



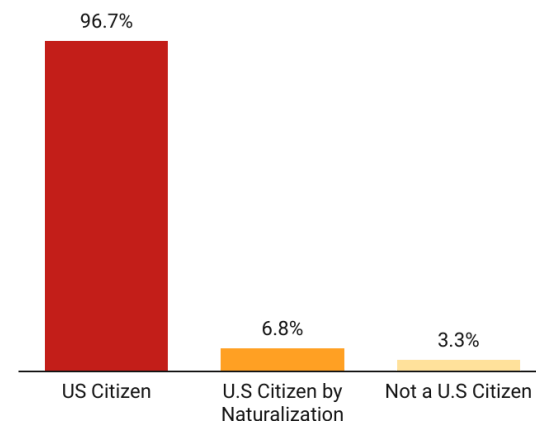
Franklin 495/MW MA Population Growth 2013-2023



Residents 25+ with a Bachelor's Degree or Higher



Citizenship:

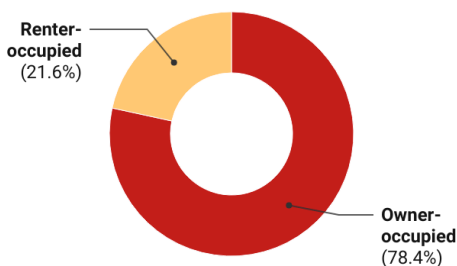


Housing

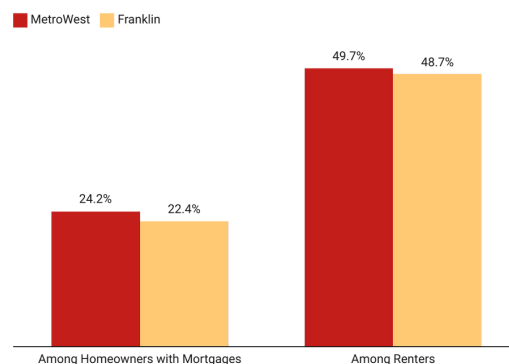
Total Housing Units: 12,889

Vacant Housing Units: 550

Housing Tenure:



Cost Burden:



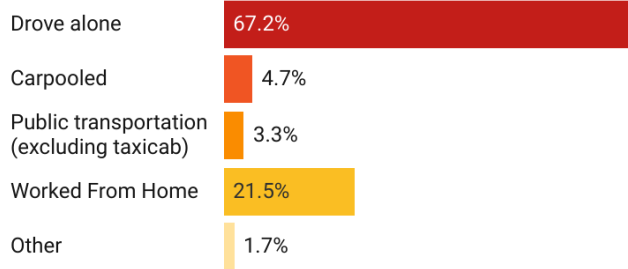
Year Structure Built:

2000 or later (20%)
 1980-1999 (39%)
 1960-1979 (18%)
 1959 or earlier (24%)

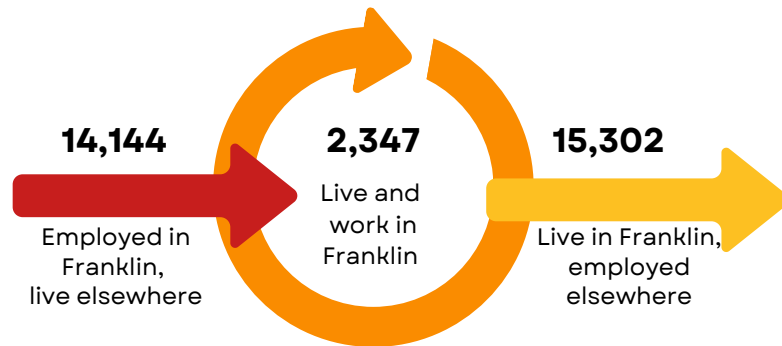


Commuting

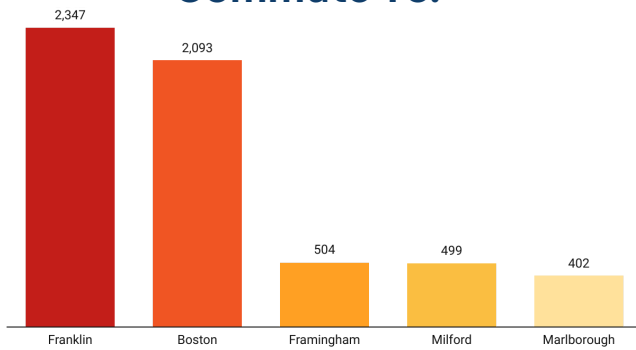
Getting to Work



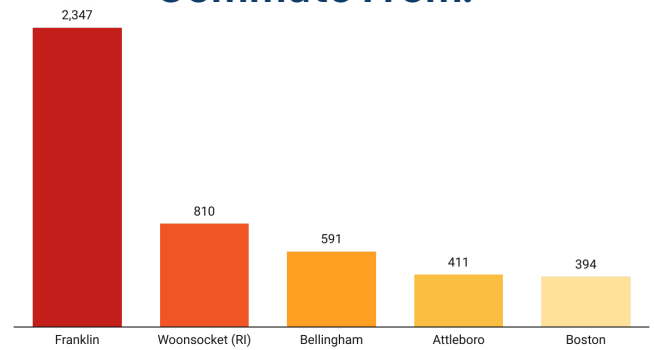
Inflow/Outflow



Top Communities Workers Commute To:



Top Communities Workers Commute From:



Key Industries

Top Industries by Average Employment (Q2 - 2024)



Labor Force:
19,787

2024 Industry Data

Total Payroll Dollars:
\$1,340,791,885

Average Weekly Wages:
\$1,611.25

Average Monthly Employment:
16,003

Number of Business Establishments:
1,082

Top Industries by Number of Establishments (Q2 - 2024)



Prepared by the 495/MetroWest Partnership

Sources: 2023 American Community Survey 5-Year, 2022 U.S. Census OnTheMap Application