

GRAFTON, MA

Population: 19,771

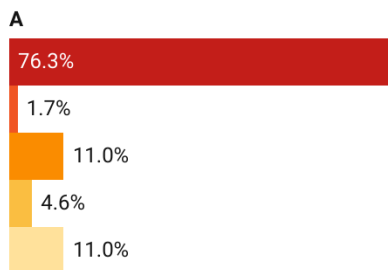
Median Household Income: \$124,548

Per Capita Income: \$57,622

Socioeconomic

Race:

■ White
■ Black or African American
■ Asian
■ Hispanic or Latino origin (of any race)
■ Other/Multiracial



Grafton

495/MW

MA

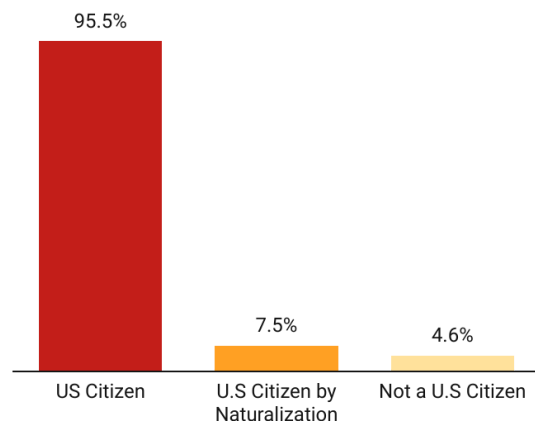
Population Growth 2013-2023



Residents 25+ with a Bachelor's Degree or Higher



Citizenship:

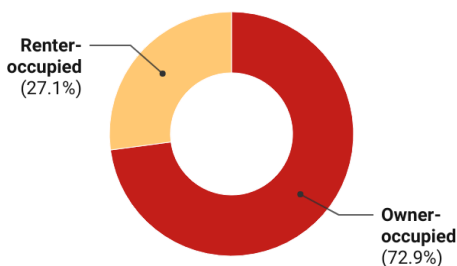


Housing

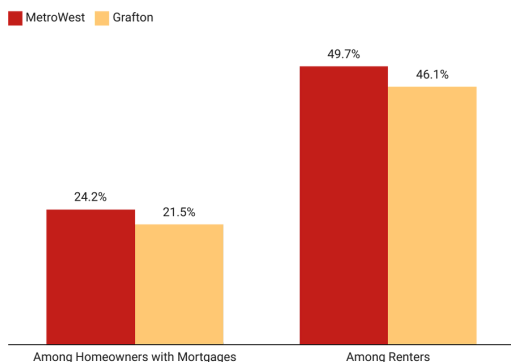
Total Housing Units: 7,982

Vacant Housing Units: 282

Housing Tenure:



Cost Burden:



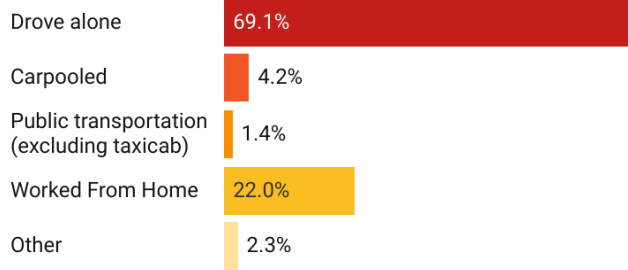
Year Structure Built:

2000 or later (21%)
 1980-1999 (24%)
 1960-1979 (24%)
 1959 or earlier (31%)

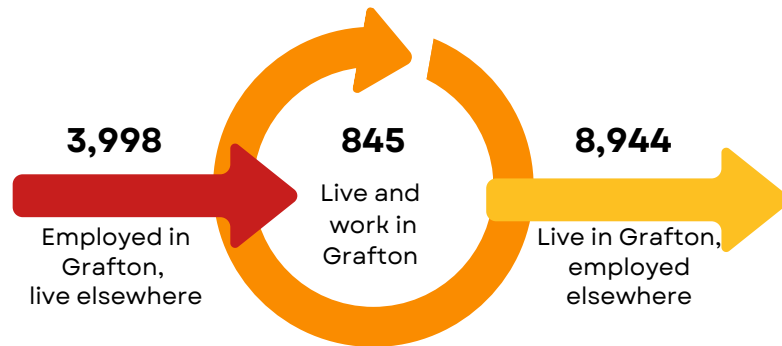


Commuting

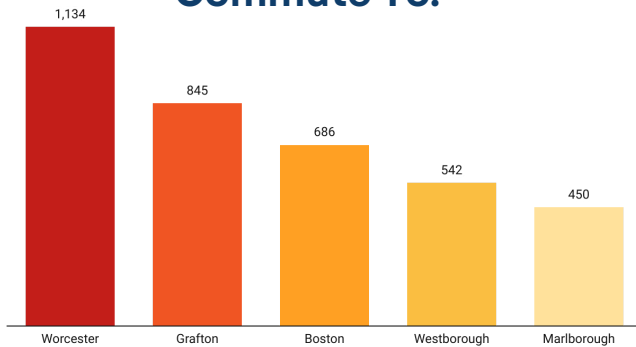
Getting to Work



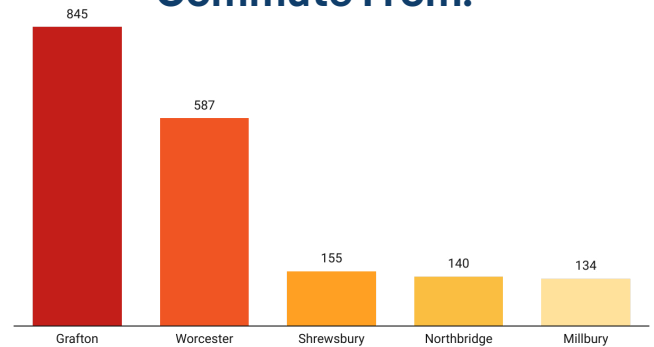
Inflow/Outflow



Top Communities Workers Commute To:



Top Communities Workers Commute From:



Key Industries

Top Industries by Average Employment (Q2 - 2024)



Labor Force:
10,752

2024 Industry Data
Total Payroll Dollars:
\$355,441,186
Average Weekly Wages:
\$1,475
Average Monthly Employment:
4,641
Number of Business Establishments:
441

Top Industries by Number of Establishments (Q2 - 2024)



Prepared by the 495/MetroWest Partnership

Sources: 2023 American Community Survey 5-Year, 2022 U.S. Census OnTheMap Application