

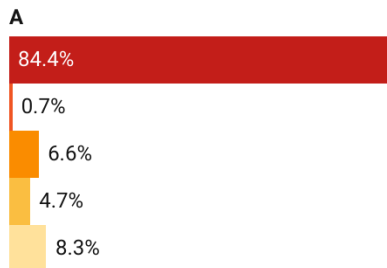
HOLLISTON, MA

Population: 14,964
Median Household Income: \$154,684
Per Capita Income: \$74,139

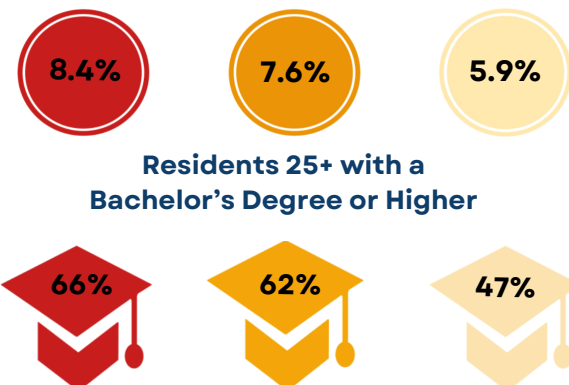
Socioeconomic

Race:

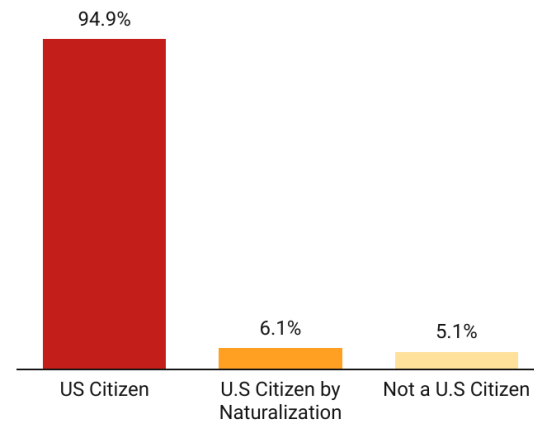
White Black or African American Asian Hispanic or Latino origin (of any race) Other/Multiracial



Holliston 495/MW MA Population Growth 2013-2023



Citizenship:

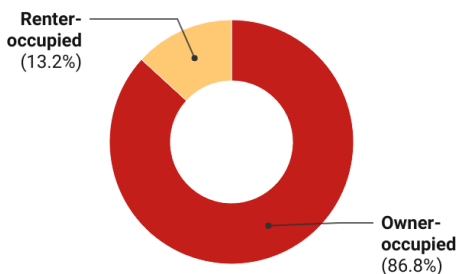


Housing

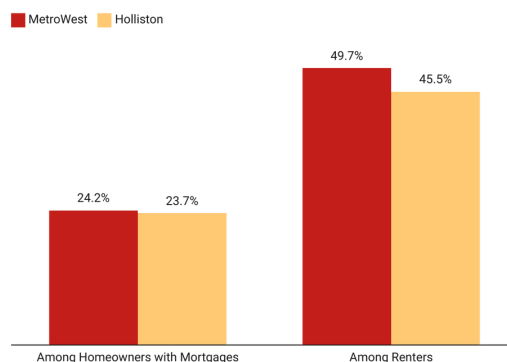
Total Housing Units: 5,774

Vacant Housing Units: 120

Housing Tenure:



Cost Burden:



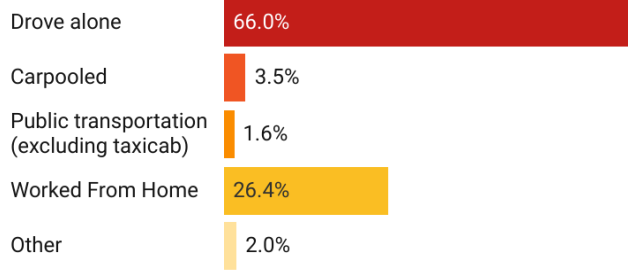
Year Structure Built:

2000 or later (14%)
1980-1999 (15%)
1960-1979 (38%)
1959 or earlier (34%)

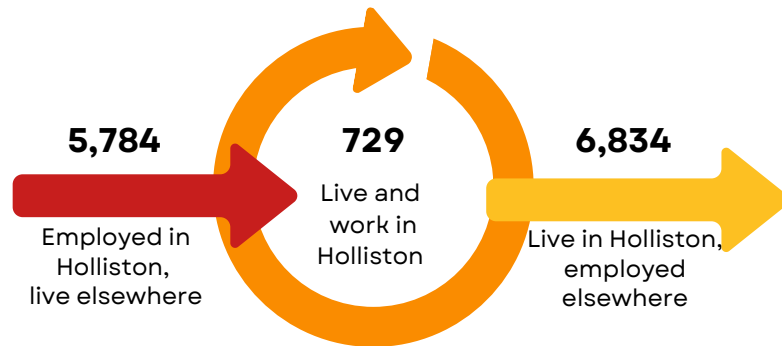


Commuting

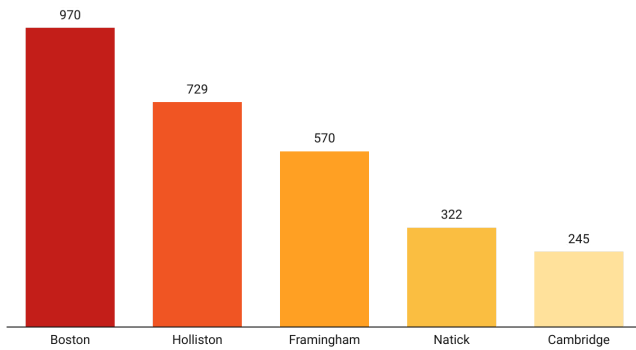
Getting to Work



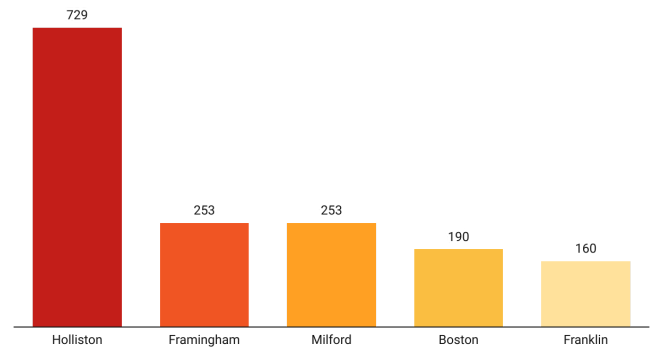
Inflow/Outflow



Top Communities Workers Commute To:

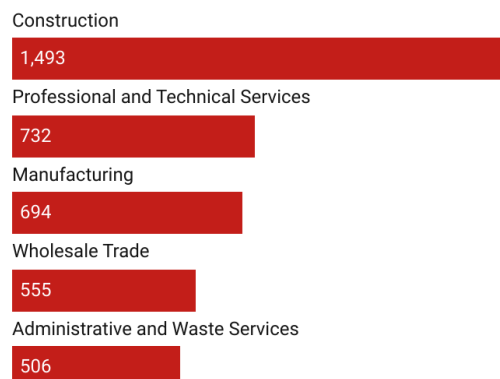


Top Communities Workers Commute From:



Key Industries

Top Industries by Average Employment (Q2 - 2024)



Labor Force:
7,778

2024 Industry Data

Total Payroll Dollars:
\$562,101,730

Average Weekly Wages:
\$1,734.50

Average Monthly Employment:
6,234

Number of Business Establishments:
503

Top Industries by Number of Establishments (Q2 - 2024)



Prepared by the 495/MetroWest Partnership

Sources: 2023 American Community Survey 5-Year, 2022 U.S. Census OnTheMap Application