

# HUDSON, MA

Population: 19,959

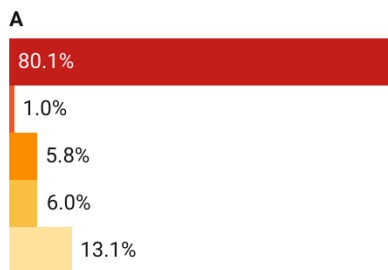
Median Household Income: \$107,202

Per Capita Income: \$55,095

## Socioeconomic

### Race:

White Black or African American Asian Hispanic or Latino origin (of any race) Other/Multiracial



**Hudson**

**495/MW**

**MA**

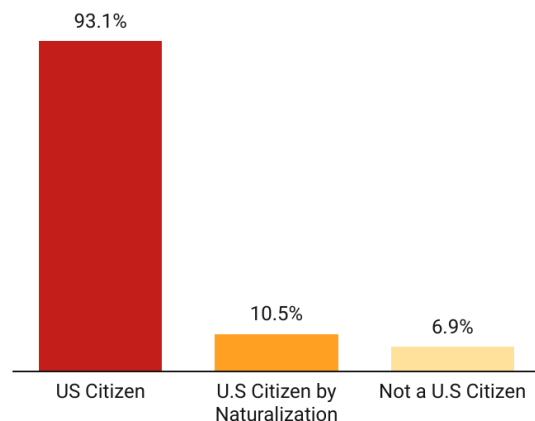
Population Growth 2013-2023



Residents 25+ with a Bachelor's Degree or Higher



### Citizenship:

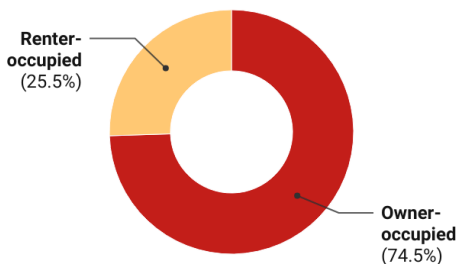


## Housing

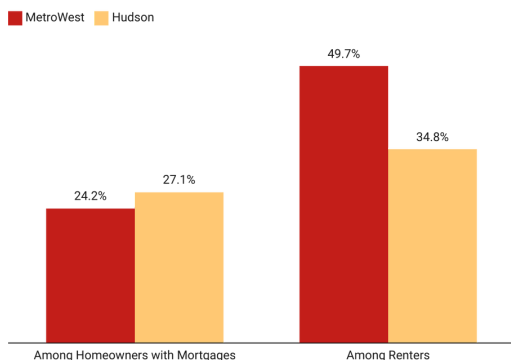
Total Housing Units: 8,560

Vacant Housing Units: 519

### Housing Tenure:



### Cost Burden:



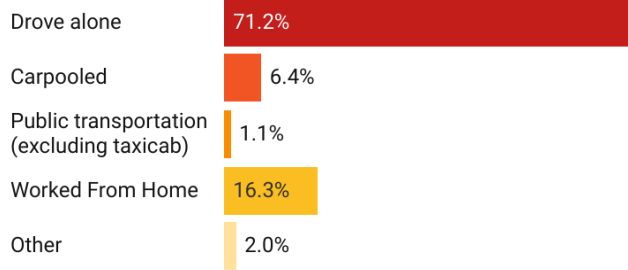
### Year Structure Built:

2000 or later (21%)  
1980-1999 (20%)  
1960-1979 (29%)  
1959 or earlier (31%)

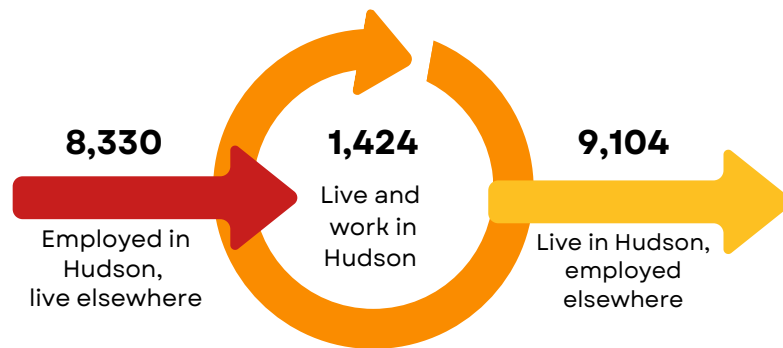


# Commuting

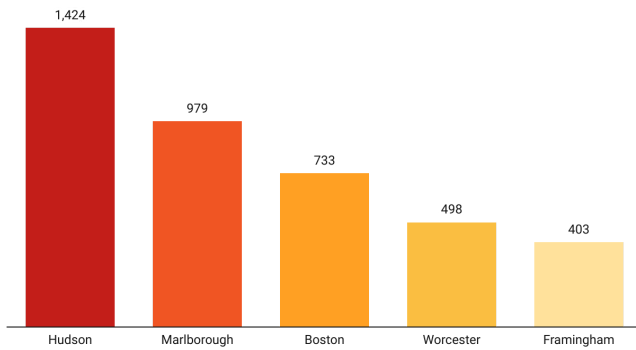
## Getting to Work



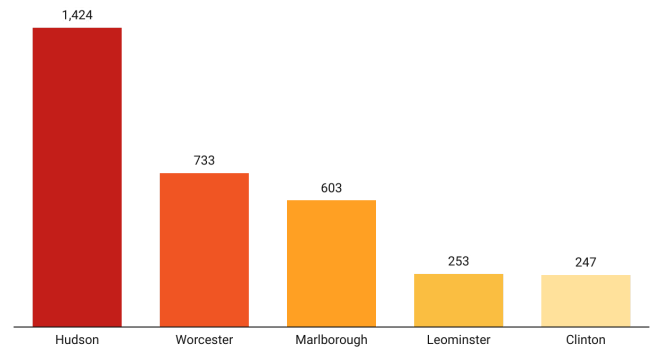
## Inflow/Outflow



## Top Communities Workers Commute To:



## Top Communities Workers Commute From:



# Key Industries

## Top Industries by Average Employment (Q2 - 2024)



**Labor Force:**  
**10,706**

## 2024 Industry Data

Total Payroll Dollars:  
\$787,554,895

Average Weekly Wages:  
\$1,577

Average Monthly Employment:  
9,612

Number of Business Establishments:  
743

## Top Industries by Number of Establishments (Q2 - 2024)



Prepared by the 495/MetroWest Partnership

Sources: 2023 American Community Survey 5-Year, 2022 U.S. Census OnTheMap Application