

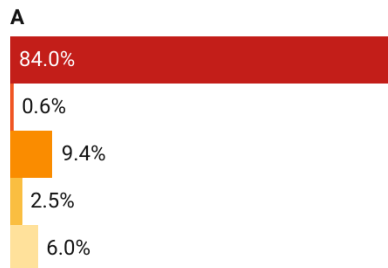
LITTLETON, MA

Population: 10,150
Median Household Income: \$146,250
Per Capita Income: \$64,913

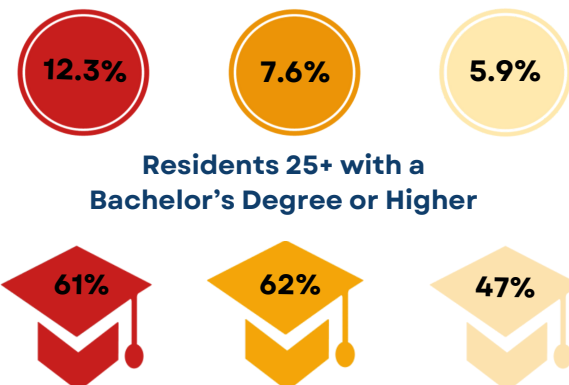
Socioeconomic

Race:

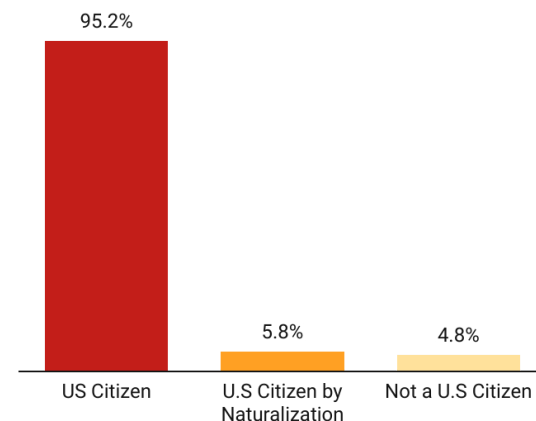
■ White
■ Black or African American
■ Asian
■ Hispanic or Latino origin (of any race)
■ Other/Multiracial



Littleton 495/MW MA Population Growth 2013-2023



Citizenship:

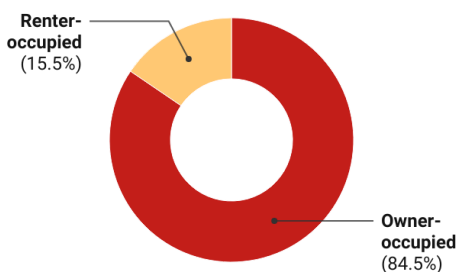


Housing

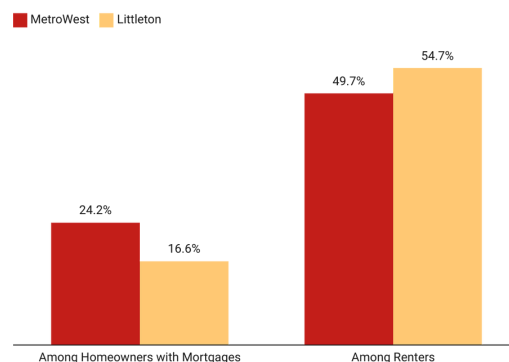
Total Housing Units: 3,858

Vacant Housing Units: 211

Housing Tenure:



Cost Burden:



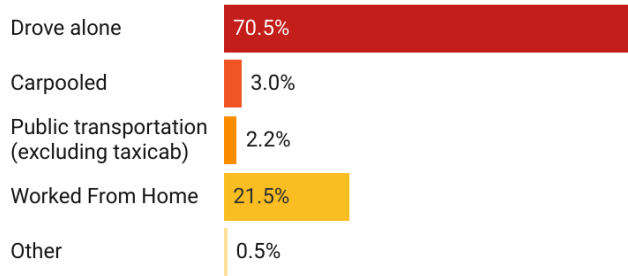
Year Structure Built:

2000 or later (27%)
 1980-1999 (20%)
 1960-1979 (16%)
 1959 or earlier (37%)

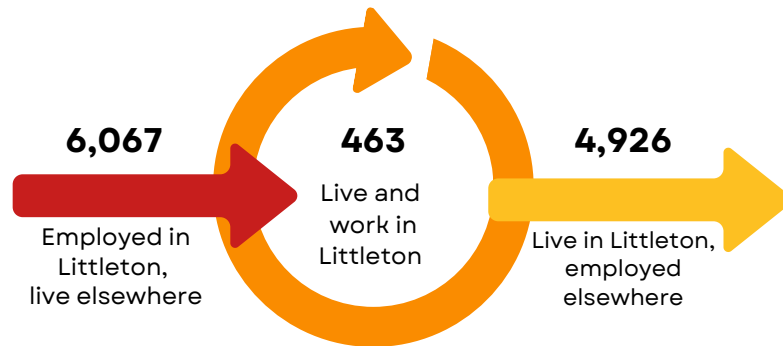


Commuting

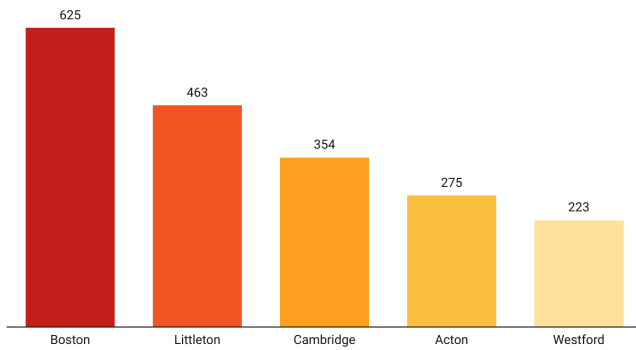
Getting to Work



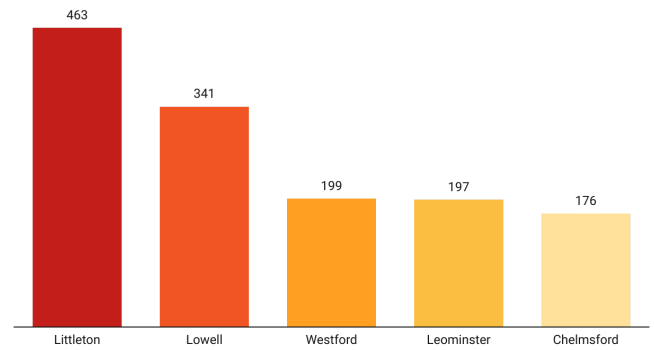
Inflow/Outflow



Top Communities Workers Commute To:

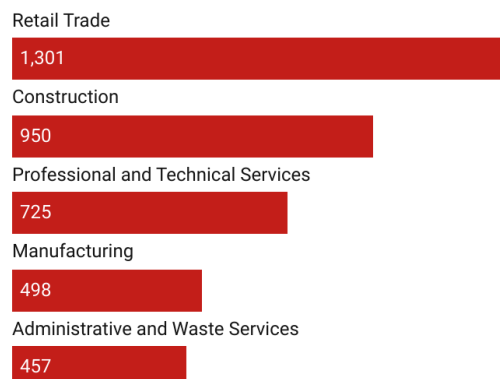


Top Communities Workers Commute From:



Key Industries

Top Industries by Average Employment (Q2 - 2024)



Labor Force:
5,920

2024 Industry Data

Total Payroll Dollars:
\$563,606,700

Average Weekly Wages:
\$1,600

Average Monthly Employment:
6,773

Number of Business Establishments:
412

Top Industries by Number of Establishments (Q2 - 2024)



Prepared by the 495/MetroWest Partnership

Sources: 2023 American Community Survey 5-Year, 2022 U.S. Census OnTheMap Application