

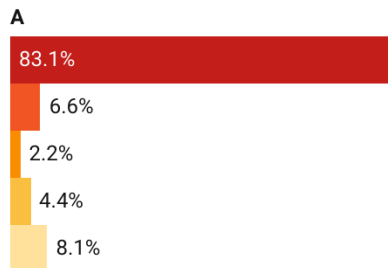
NORFOLK, MA

Population: 11,556
Median Household Income: \$197,379
Per Capita Income: \$70,548

Socioeconomic

Race:

White Black or African American Asian Hispanic or Latino origin (of any race) Other/Multiracial

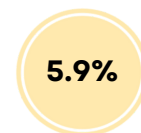


Norfolk

495/MW

MA

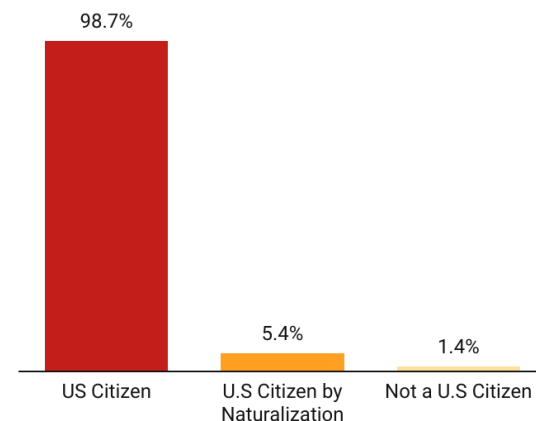
Population Growth 2013-2023



Residents 25+ with a Bachelor's Degree or Higher



Citizenship:

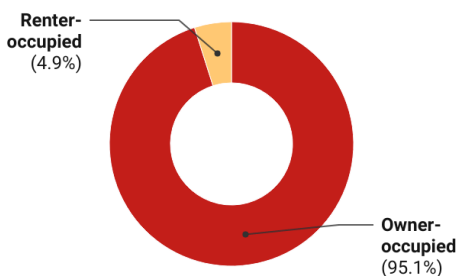


Housing

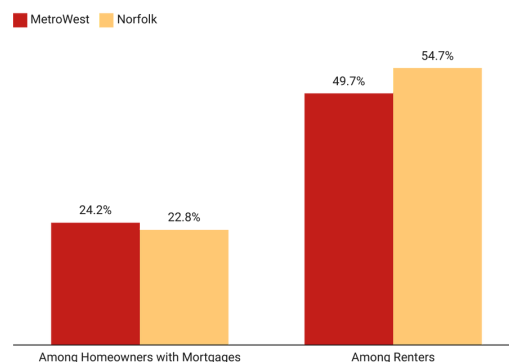
Total Housing Units: 3,464

Vacant Housing Units: 103

Housing Tenure:



Cost Burden:



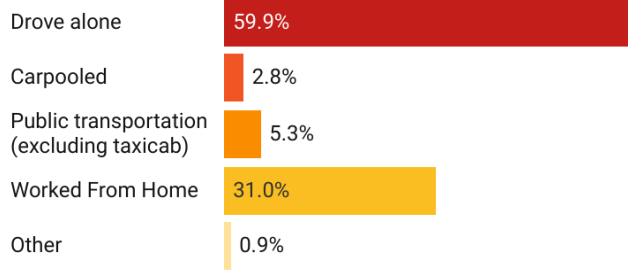
Year Structure Built:

2000 or later (22%)
1980-1999 (35%)
1960-1979 (25%)
1959 or earlier (18%)

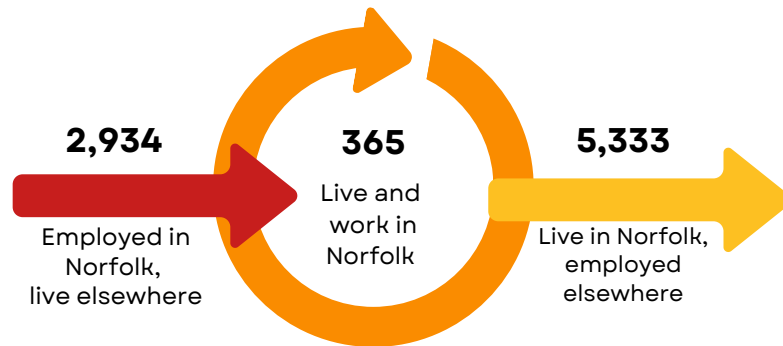


Commuting

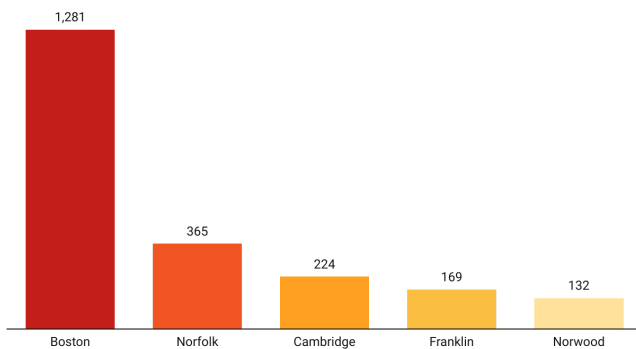
Getting to Work



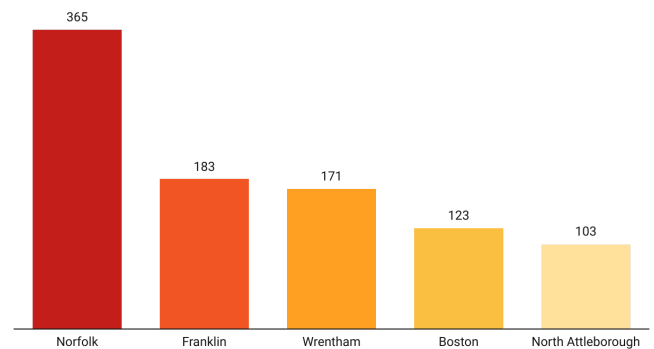
Inflow/Outflow



Top Communities Workers Commute To:



Top Communities Workers Commute From:



Key Industries

Top Industries by Average Employment (Q2 - 2024)



Labor Force:
5,495

FY 24 Industry Data

Total Payroll Dollars:
\$253,274,443

Average Weekly Wages:
\$1,636

Average Monthly Employment:
2,983

Number of Business Establishments:
316

Top Industries by Number of Establishments (Q2 - 2024)



Prepared by the 495/MetroWest Partnership

Sources: 2023 American Community Survey 5-Year, 2022 U.S. Census OnTheMap Application