

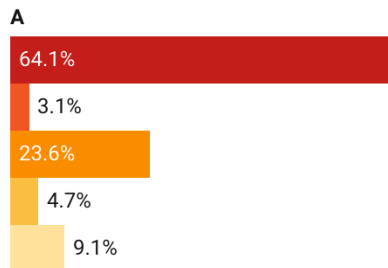
SHREWSBURY, MA

Population: 38,440
Median Household Income: \$136,225
Per Capita Income: \$67,401

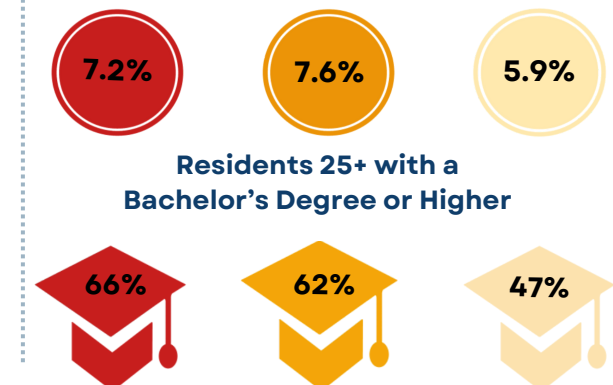
Socioeconomic

Race:

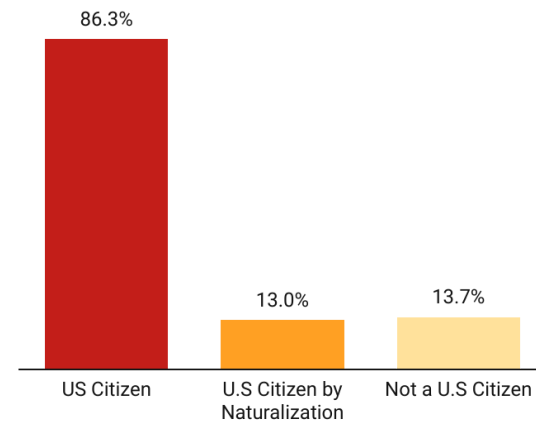
White Black or African American Asian Hispanic or Latino origin (of any race) Other/Multiracial



Shrewsbury 495/MW MA Population Growth 2013-2023



Citizenship:

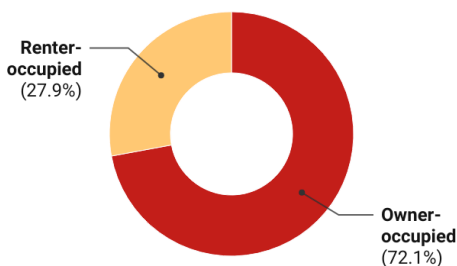


Housing

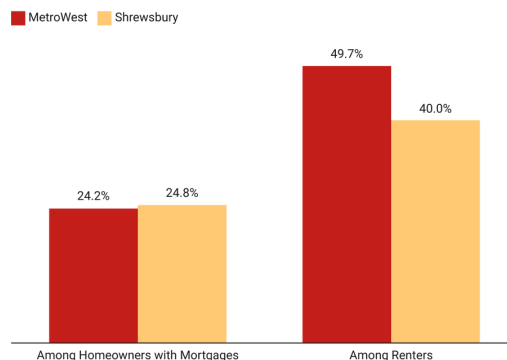
Total Housing Units: 15,318

Vacant Housing Units: 810

Housing Tenure:



Cost Burden:



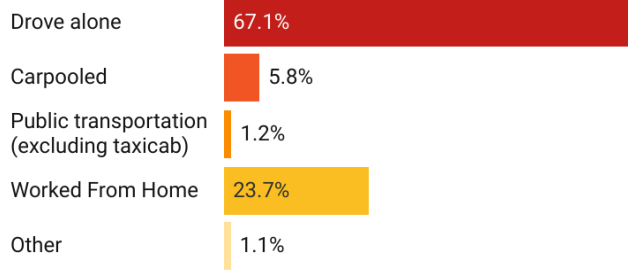
Year Structure Built:

2000 or later (15%)
1980-1999 (34%)
1960-1979 (20%)
1959 or earlier (31%)

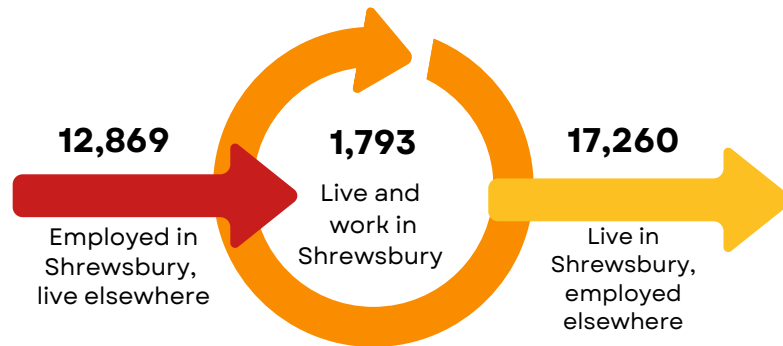


Commuting

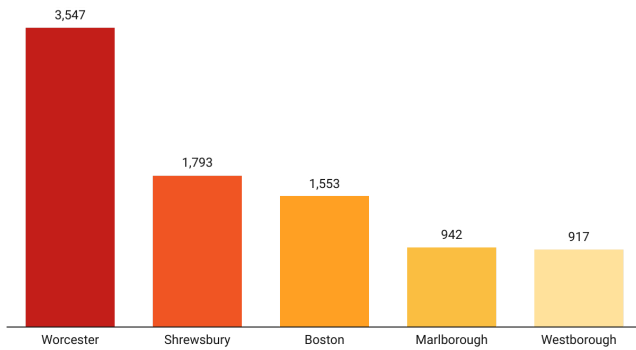
Getting to Work



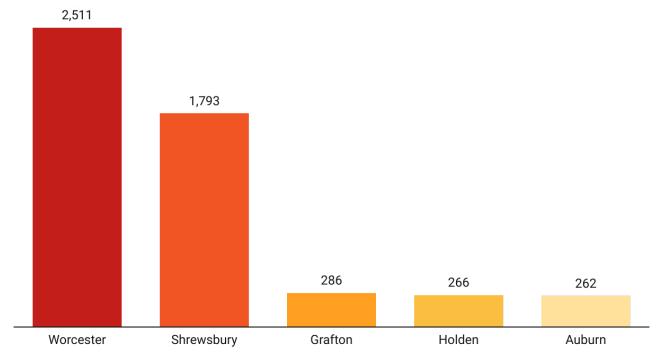
Inflow/Outflow



Top Communities Workers Commute To:



Top Communities Workers Commute From:



Key Industries

Top Industries by Average Employment (Q2 - 2024)



Labor Force:
21,933

2024 Industry Data

Total Payroll Dollars:
\$981,374,276

Average Weekly Wages:
\$1,277.50

Average Monthly Employment:
14,785

Number of Business Establishments:
1,068

Top Industries by Number of Establishments (Q2 - 2024)



Prepared by the 495/MetroWest Partnership

Sources: 2023 American Community Survey 5-Year, 2022 U.S. Census OnTheMap Application