

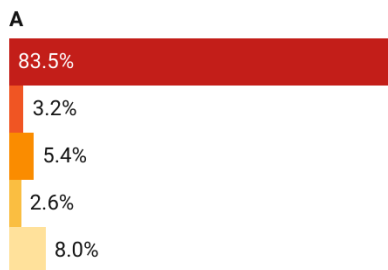
# STOW, MA

Population: 7,109  
Median Household Income: \$177,862  
Per Capita Income: \$80,817

## Socioeconomic

### Race:

■ White  
■ Black or African American  
■ Asian  
■ Hispanic or Latino origin (of any race)  
■ Other/Multiracial



### Stow

### 495/MW

### MA

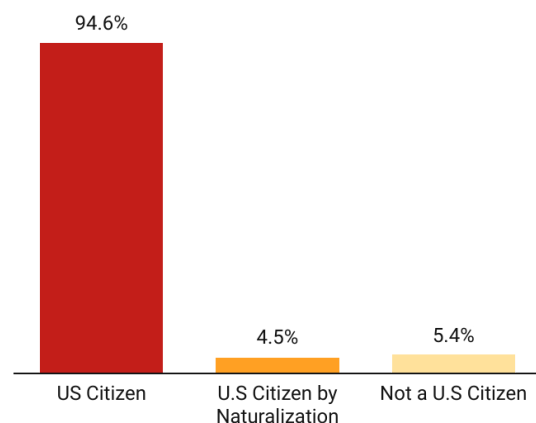
### Population Growth 2013-2023



### Residents 25+ with a Bachelor's Degree or Higher



### Citizenship:

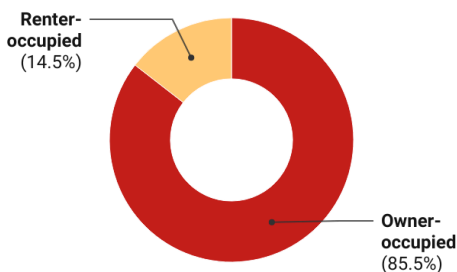


## Housing

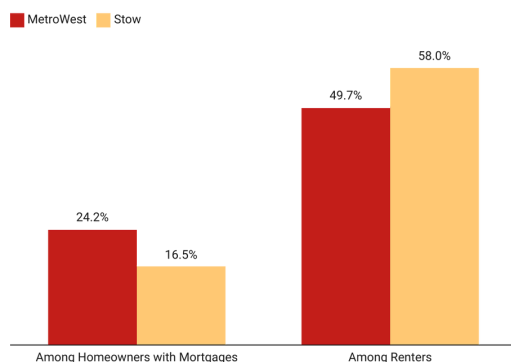
Total Housing Units: 2,761

Vacant Housing Units: 30

### Housing Tenure:



### Cost Burden:



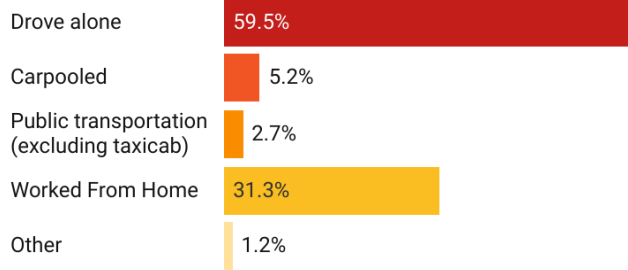
### Year Structure Built:

2000 or later (22%)  
 1980-1999 (18%)  
 1960-1979 (27%)  
 1959 or earlier (33%)

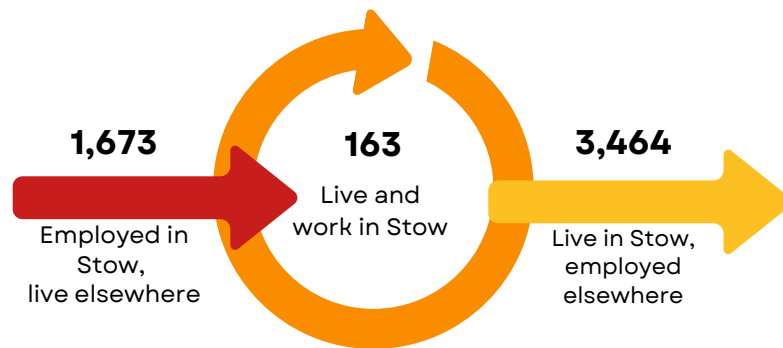


# Commuting

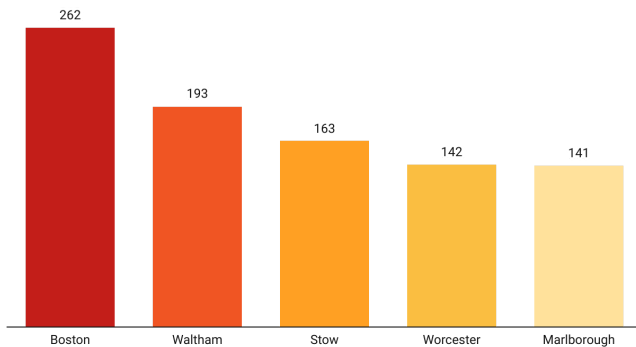
## Getting to Work



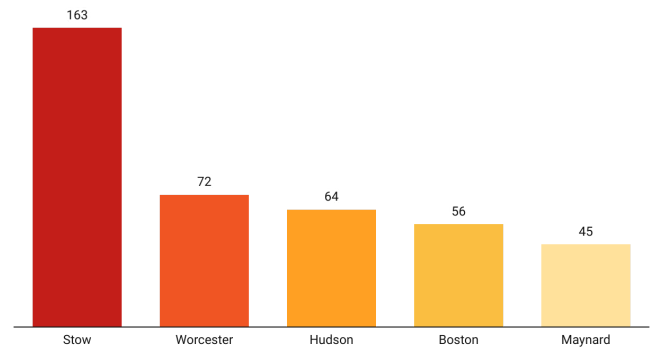
## Inflow/Outflow



## Top Communities Workers Commute To:

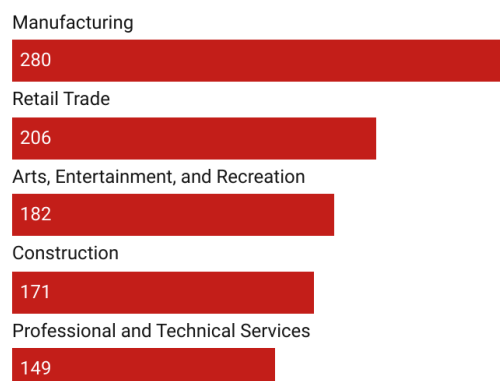


## Top Communities Workers Commute From:



# Key Industries

## Top Industries by Average Employment (Q2 - 2024)



Labor Force:  
4,079

## 2024 Industry Data

Total Payroll Dollars:  
\$158,102,558

Average Weekly Wages:  
\$1,477.75

Average Monthly Employment:  
2,056

Number of Business Establishments:  
206

## Top Industries by Number of Establishments (Q2 - 2024)



Prepared by the 495/MetroWest Partnership

Sources: 2023 American Community Survey 5-Year, 2022 U.S. Census OnTheMap Application