

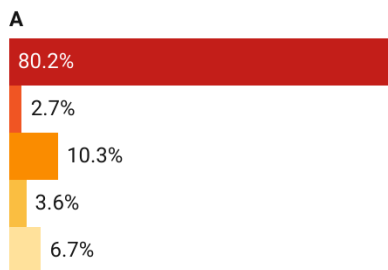
SUDBURY, MA

Population: 19,067
Median Household Income: \$234,634
Per Capita Income: \$96,780

Socioeconomic

Race:

White Black or African American Asian Hispanic or Latino origin (of any race) Other/Multiracial



Sudbury

495/MW

MA

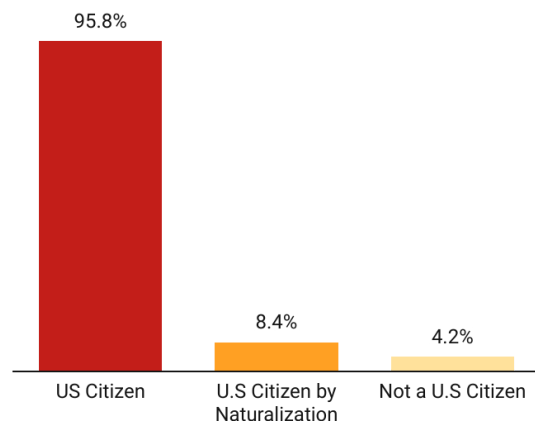
Population Growth 2013-2023



Residents 25+ with a Bachelor's Degree or Higher



Citizenship:

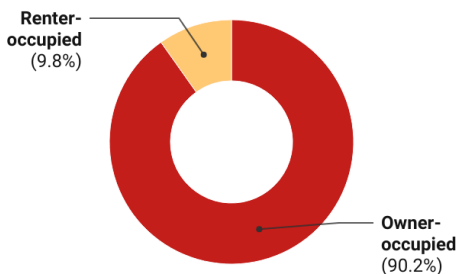


Housing

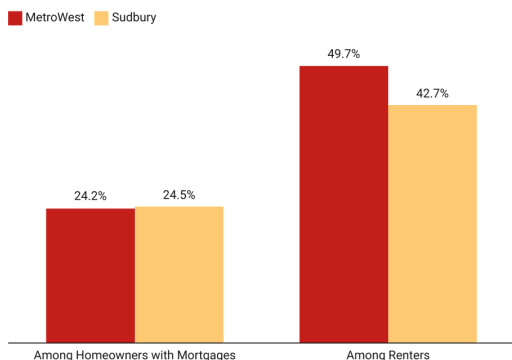
Total Housing Units: 6,446

Vacant Housing Units: 119

Housing Tenure:



Cost Burden:



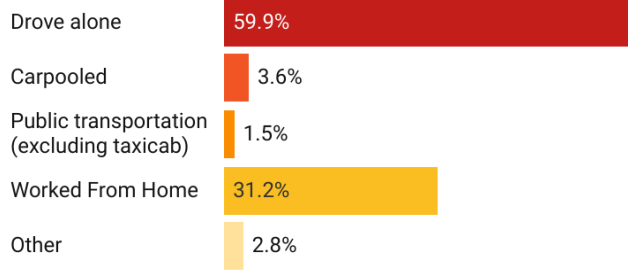
Year Structure Built:

2000 or later (23%)
1980-1999 (21%)
1960-1979 (29%)
1959 or earlier (26%)

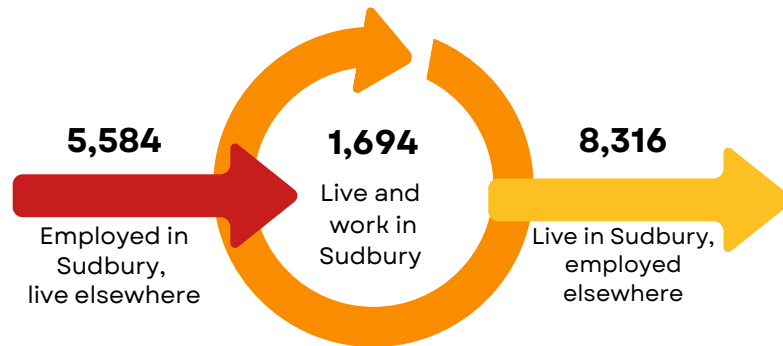


Commuting

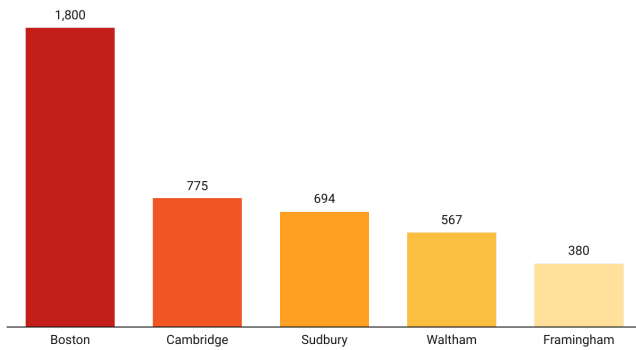
Getting to Work



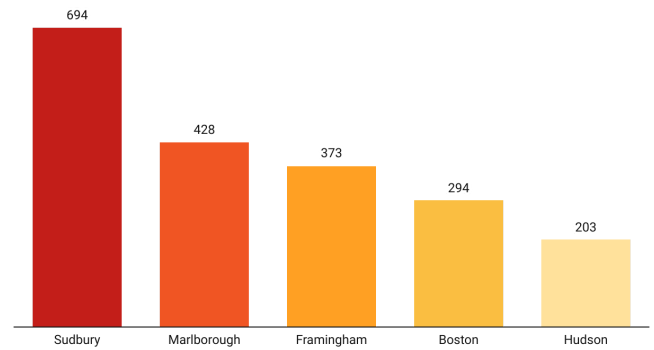
Inflow/Outflow



Top Communities Workers Commute To:



Top Communities Workers Commute From:



Key Industries

Top Industries by Average Employment (Q2 - 2024)



Labor Force:
9,697

2024 Industry Data

Total Payroll Dollars:
\$516,760,688

Average Weekly Wages:
\$1,486

Average Monthly Employment:
6,689

Number of Business Establishments:
712

Top Industries by Number of Establishments (Q2 - 2024)



Prepared by the 495/MetroWest Partnership

Sources: 2023 American Community Survey 5-Year, 2022 U.S. Census OnTheMap Application