

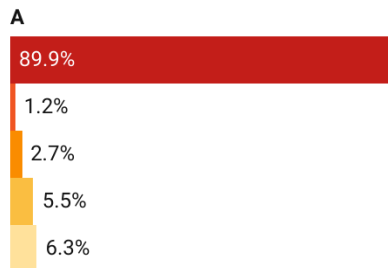
# UPTON, MA

Population: 8,095  
Median Household Income: \$155,952  
Per Capita Income: \$68,423

## Socioeconomic

### Race:

White Black or African American Asian Hispanic or Latino origin (of any race) Other/Multiracial



### Upton

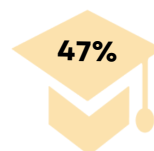
### 495/MW

### MA

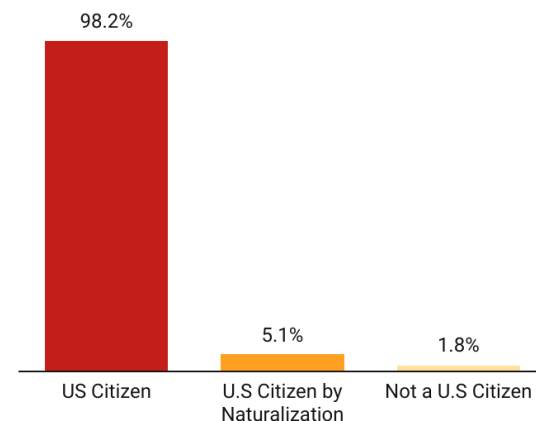
### Population Growth 2013-2023



### Residents 25+ with a Bachelor's Degree or Higher



### Citizenship:

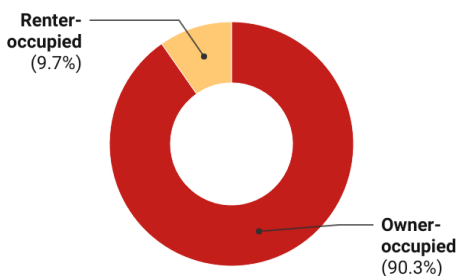


## Housing

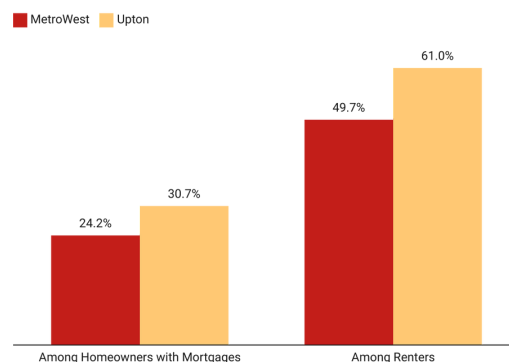
Total Housing Units: 3,023

Vacant Housing Units: 69

### Housing Tenure:



### Cost Burden:



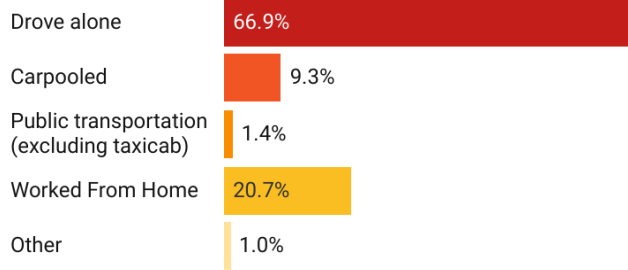
### Year Structure Built:

2000 or later (15%)  
1980-1999 (31%)  
1960-1979 (23%)  
1959 or earlier (31%)

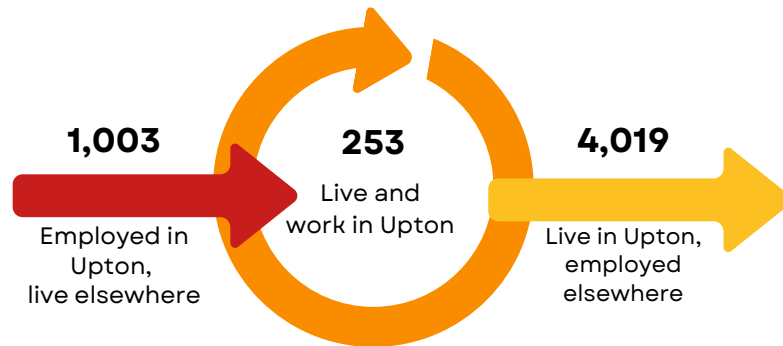


# Commuting

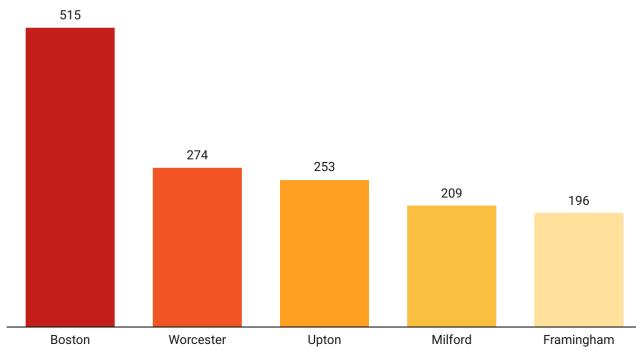
## Getting to Work



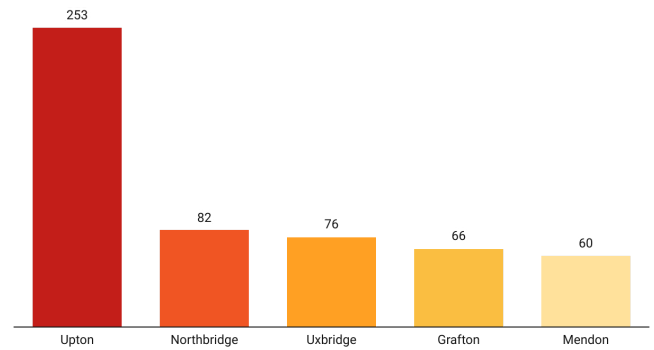
## Inflow/Outflow



## Top Communities Workers Commute To:



## Top Communities Workers Commute From:



# Key Industries

## Top Industries by Average Employment (Q2 - 2024)



**Labor Force:**  
**4,563**

## 2024 Industry Data

Total Payroll Dollars:  
\$106,112,036

Average Weekly Wages:  
\$1,545.75

Average Monthly Employment:  
1,319

Number of Business Establishments:  
225

## Top Industries by Number of Establishments (Q2 - 2024)



Prepared by the 495/MetroWest Partnership

Sources: 2023 American Community Survey 5-Year, 2022 U.S. Census OnTheMap Application