

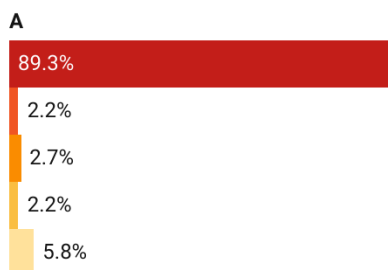
WRENTHAM, MA

Population: 12,305
Median Household Income: \$147,930
Per Capita Income: \$66,485

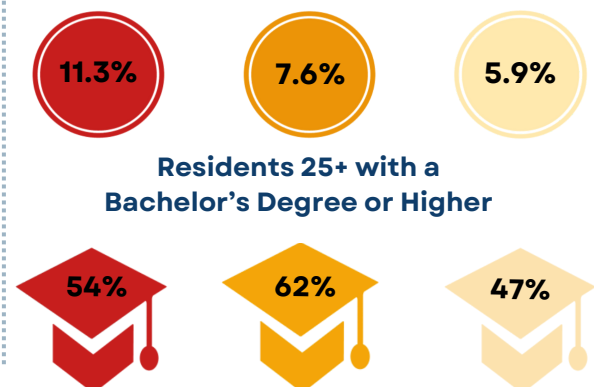
Socioeconomic

Race:

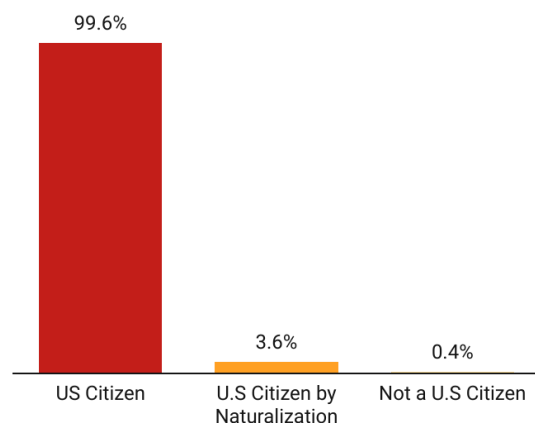
White Black or African American Asian Hispanic or Latino origin (of any race) Other/Multiracial



Wrentham 495/MW MA Population Growth 2013-2023



Citizenship:

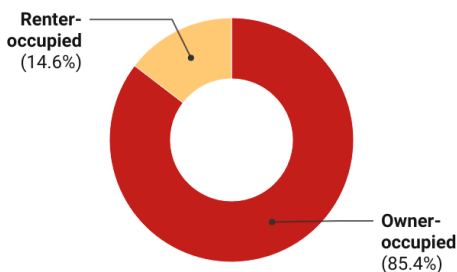


Housing

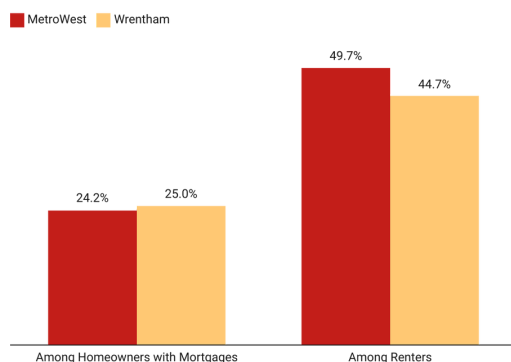
Total Housing Units: 4,656

Vacant Housing Units: 261

Housing Tenure:



Cost Burden:



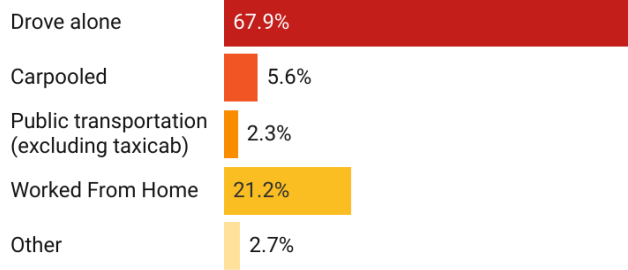
Year Structure Built:

2000 or later (22%)
1980-1999 (31%)
1960-1979 (15%)
1959 or earlier (32%)

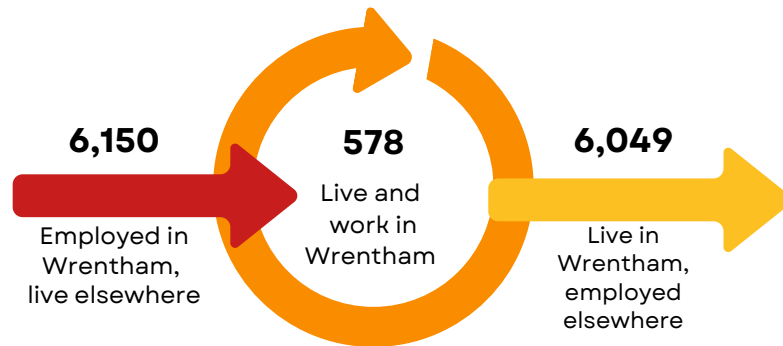


Commuting

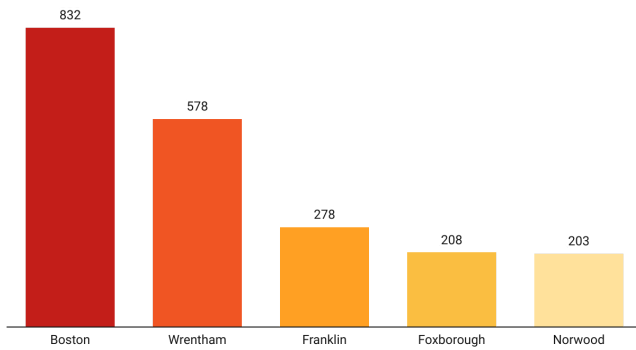
Getting to Work



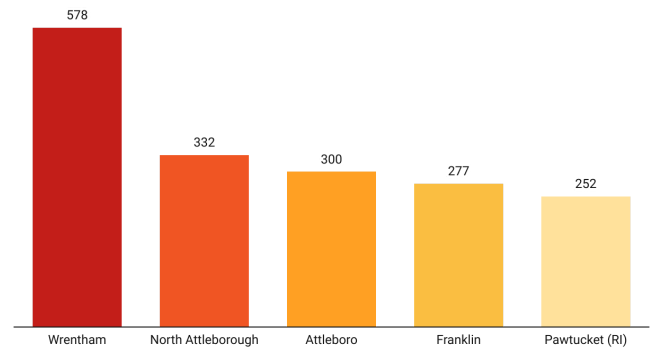
Inflow/Outflow



Top Communities Workers Commute To:



Top Communities Workers Commute From:



Key Industries

Top Industries by Average Employment (Q2 - 2024)



Labor Force:
7,265

2024 Industry Data

Total Payroll Dollars:
\$386,511,606

Average Weekly Wages:
\$1,091

Average Monthly Employment:
6,811

Number of Business Establishments:
524

Top Industries by Number of Establishments (Q2 - 2024)



Prepared by the 495/MetroWest Partnership

Sources: 2023 American Community Survey 5-Year, 2022 U.S. Census OnTheMap Application