

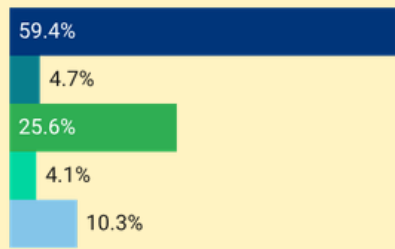
# ACTON, MA

Population: 24,155  
 Median Household Income: \$158,230  
 Per Capita Income: \$81,425

## Socioeconomic

### Race:

■ White  
■ Black or African American  
■ Asian  
■ Hispanic or Latino origin (of any race)  
■ Other/Multiracial



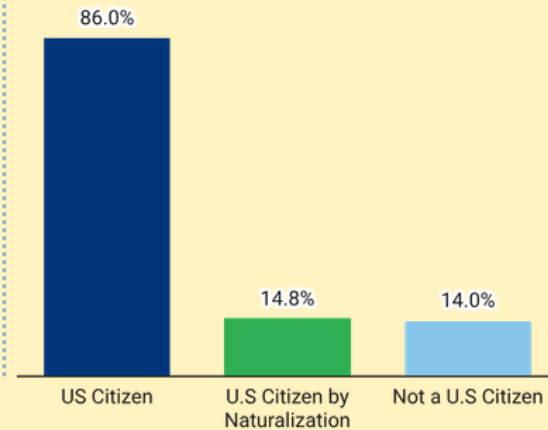
### Acton 495/MW MA Population Growth 2014-2024



Residents 25+ with a Bachelor's Degree or Higher



### Citizenship:

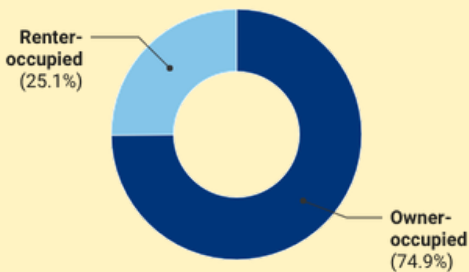


## Housing

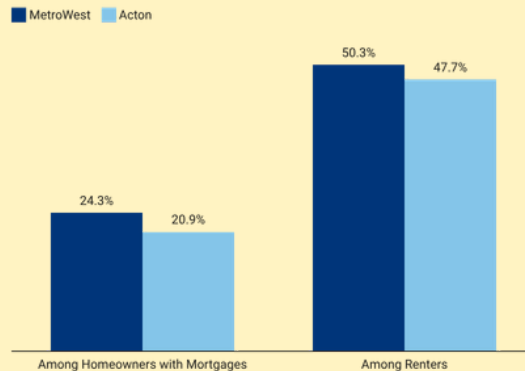
Total Housing Units: 9,575

Vacant Housing Units: 166

### Housing Tenure:




### Cost Burden:



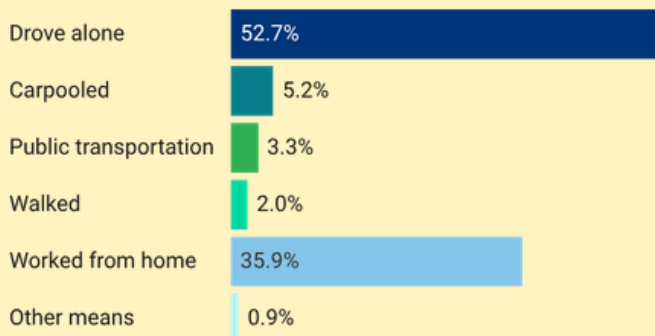
### Year Structure Built:

2000 or later (16.8%)  
 1980-1999 (22.5%)  
 1960-1979 (37.7%)  
 1959 or earlier (23%)




# Commuting

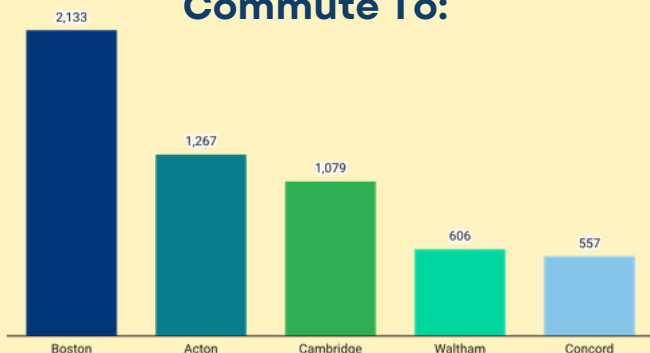
## Getting to Work



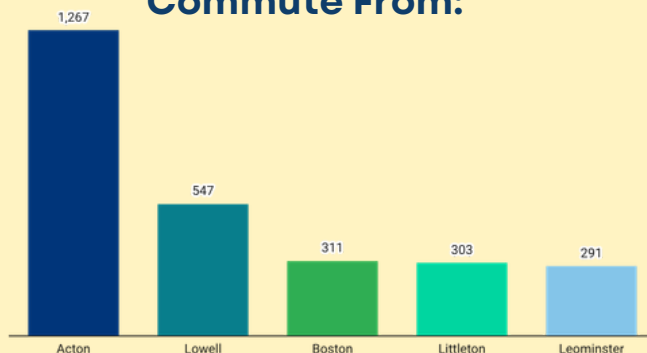
## Inflow/Outflow



## Top Communities Workers Commute To:



## Top Communities Workers Commute From:



# Key Industries

## Top Industries by Average Employment (Q2 - 2025)



**Labor Force:**  
13,748

## 2025 Industry Data

Total Payroll Dollars  
\$1,103,872,648

Average Weekly Wages:  
\$1,837.00

Average Monthly Employment:  
11,563

Number of Business Establishments:  
930

## Top Industries by Number of Establishments (Q2 - 2025)



Prepared by the 495/MetroWest Partnership

Sources: 2024 American Community Survey 5-Year, 2023 U.S. Census OnTheMap Application