


BOLTON, MA

Population: 5,737
 Median Household Income: \$205,449
 Per Capita Income: \$83,993

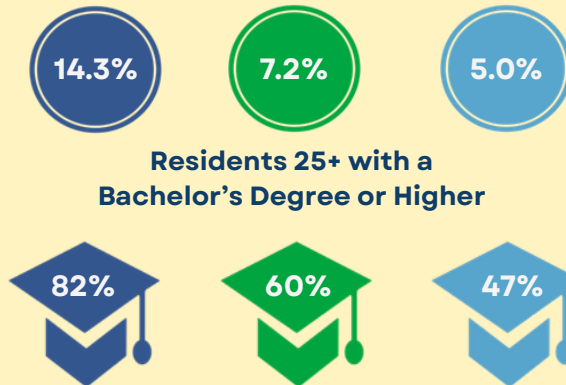
Socioeconomic

Race:

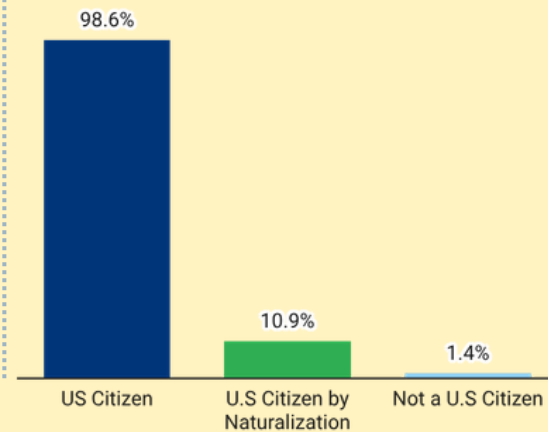
■ White
■ Black or African American
■ Asian
■ Hispanic or Latino origin (of any race)
■ Other/Multiracial



Bolton 495/MW MA Population Growth 2014-2024



Citizenship:

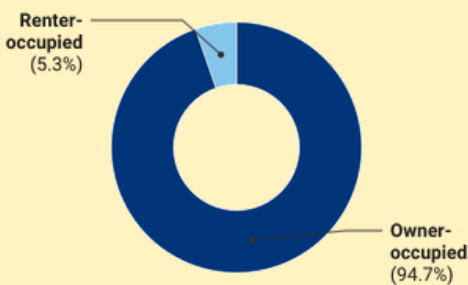


Housing

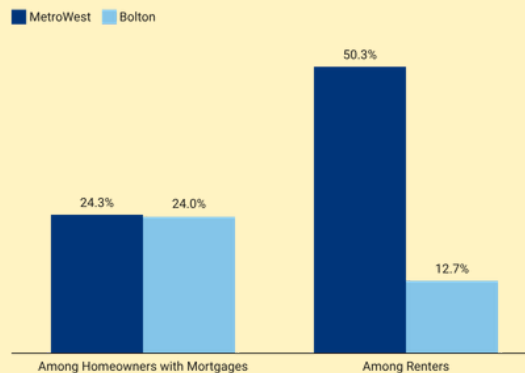
Total Housing Units: 2,084

Vacant Housing Units: 108

Housing Tenure:




Cost Burden:



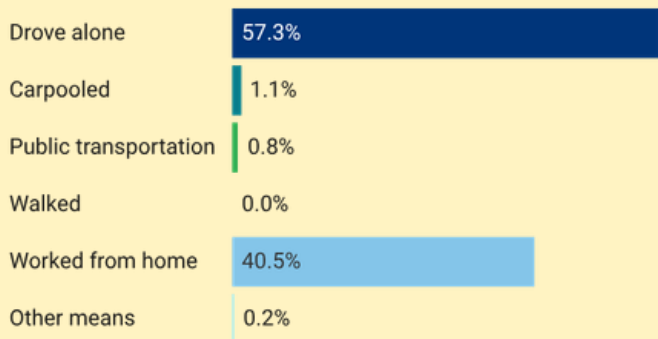
Year Structure Built:

■ 2000 or later (28.9%)
■ 1980-1999 (31.4%)
■ 1960-1979 (24.3%)
■ 1959 or earlier (15.4%)




Commuting

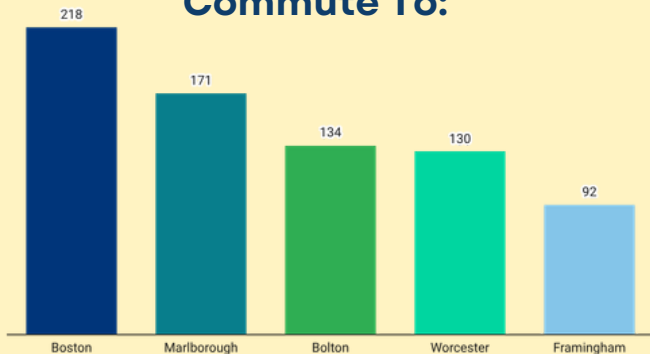
Getting to Work



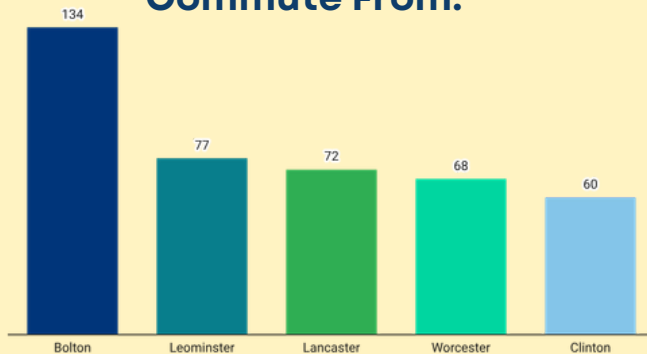
Inflow/Outflow



Top Communities Workers Commute To:

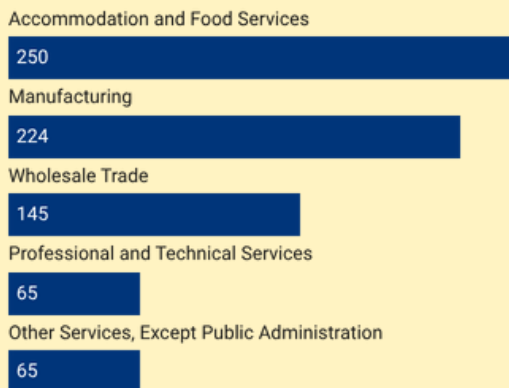


Top Communities Workers Commute From:



Key Industries

Top Industries by Average Employment (Q2 - 2025)



Labor Force:
3,108

2025 Industry Data

Total Payroll Dollars
\$114,883,085

Average Weekly Wages:
\$1,373.00

Average Monthly Employment:
1,610

Number of Business Establishments:
172

Top Industries by Number of Establishments (Q2 - 2025)

