

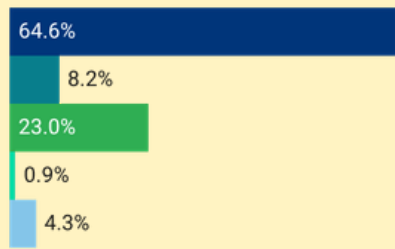
# BOXBOROUGH, MA

Population: 5,496  
 Median Household Income: \$144,611  
 Per Capita Income: \$74,681

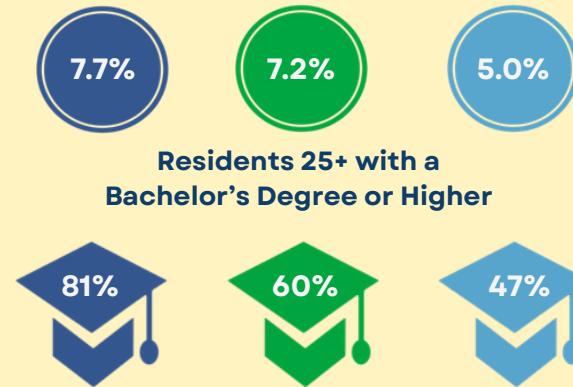
## Socioeconomic

### Race:

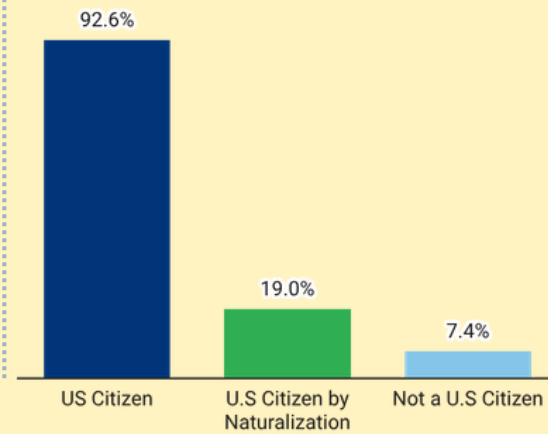
■ White  
■ Black or African American  
■ Asian  
■ Hispanic or Latino origin (of any race)  
■ Other/Multiracial



### Boxborough 495/MW MA Population Growth 2014-2024



### Citizenship:

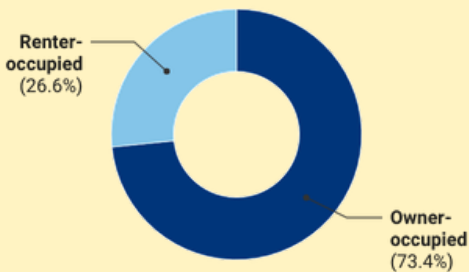


## Housing

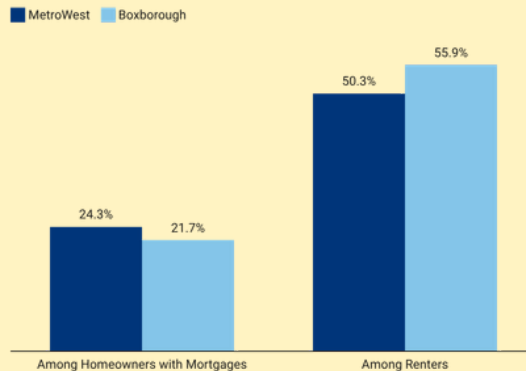
Total Housing Units: 2,353

Vacant Housing Units: 74

### Housing Tenure:




### Cost Burden:



### Year Structure Built:

■ 2000 or later (20.2%)  
■ 1980-1999 (33.9%)  
■ 1960-1979 (35.4%)  
■ 1959 or earlier (10.4%)




# Commuting

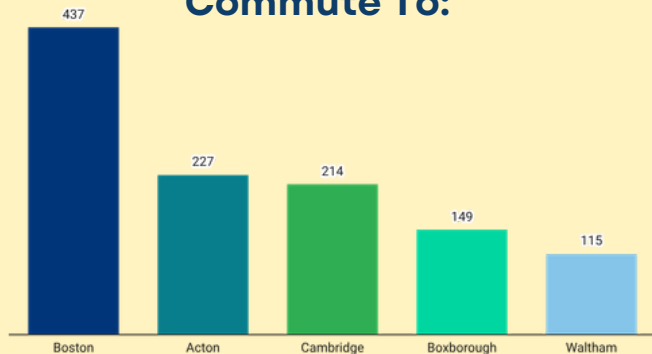
## Getting to Work



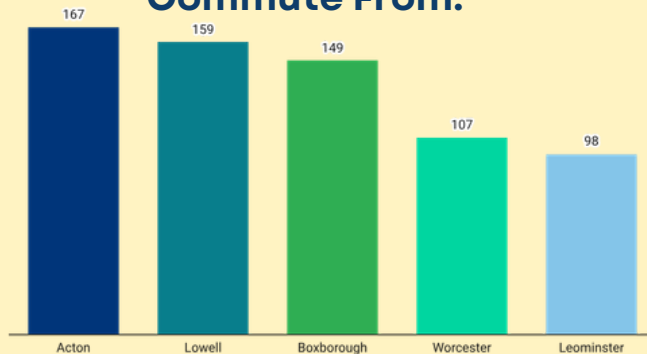
## Inflow/Outflow



## Top Communities Workers Commute To:

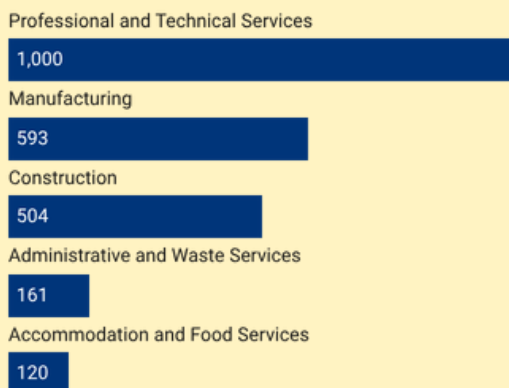


## Top Communities Workers Commute From:



# Key Industries

## Top Industries by Average Employment (Q2 - 2025)



**Labor Force:**  
3,522

## 2025 Industry Data

Total Payroll Dollars  
\$597,136,672

Average Weekly Wages:  
\$3,394.25

Average Monthly Employment:  
3,383

Number of Business Establishments:  
201

## Top Industries by Number of Establishments (Q2 - 2025)

