


# FOXBOROUGH, MA

Population: 18,615  
Median Household Income: \$115,833  
Per Capita Income: \$63,431

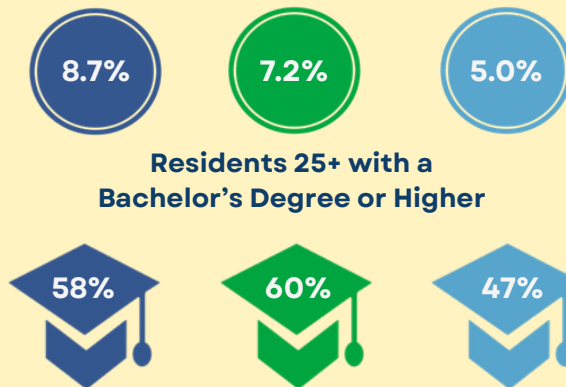
## Socioeconomic

### Race:

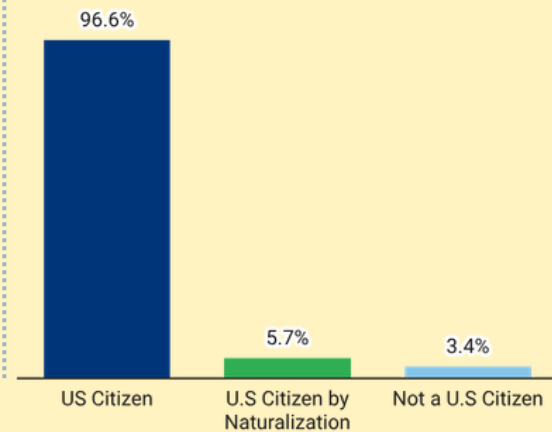
■ White  
■ Black or African American  
■ Asian  
■ Hispanic or Latino origin (of any race)  
■ Other/Multiracial



### Foxborough 495/MW MA Population Growth 2014-2024



### Citizenship:

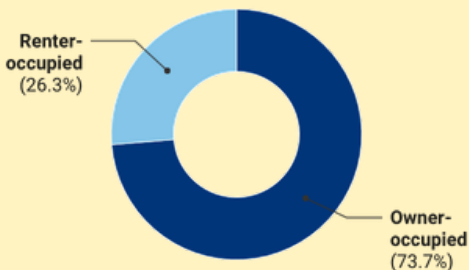


## Housing

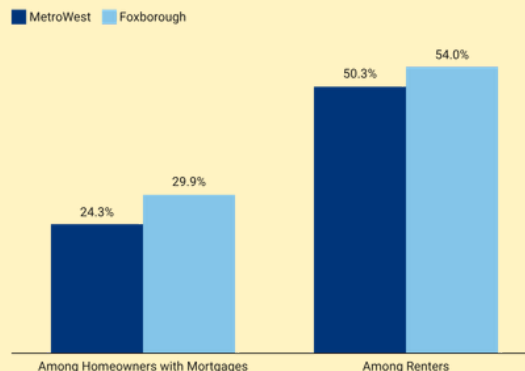
Total Housing Units: 7,394

Vacant Housing Units: 260

### Housing Tenure:




### Cost Burden:



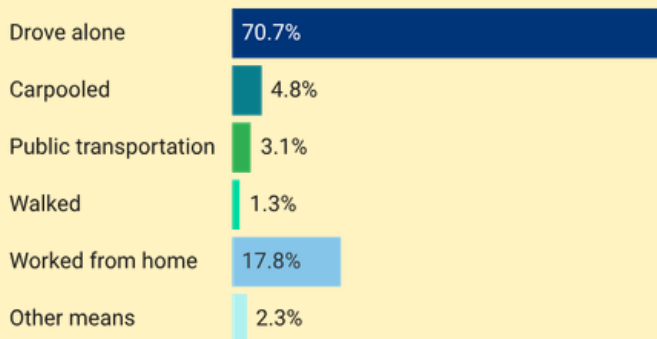
### Year Structure Built:

■ 2000 or later (18.1%)  
■ 1980-1999 (27.2%)  
■ 1960-1979 (23.7%)  
■ 1959 or earlier (31.0%)




# Commuting

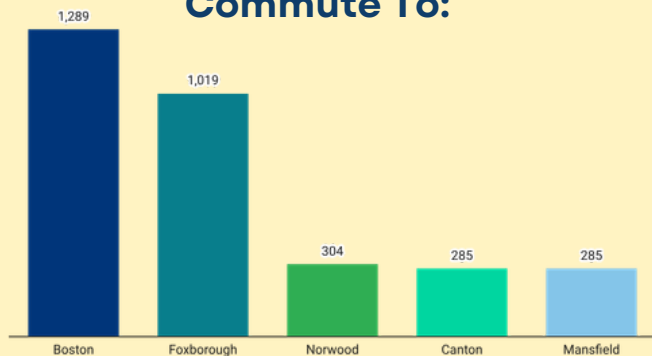
## Getting to Work



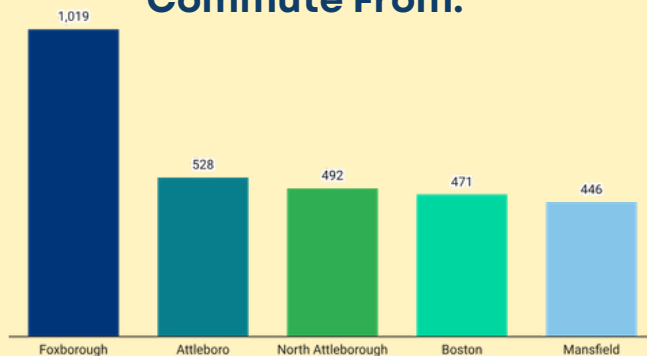
## Inflow/Outflow



## Top Communities Workers Commute To:



## Top Communities Workers Commute From:



# Key Industries

## Top Industries by Average Employment (Q2 - 2025)



**Labor Force:**  
10,428

### 2025 Industry Data

Total Payroll Dollars  
\$1,431,464,004

Average Weekly Wages:  
\$1,988.50

Average Monthly Employment:  
13,948

Number of Business Establishments:  
759

## Top Industries by Number of Establishments (Q2 - 2025)



Prepared by the 495/MetroWest Partnership

Sources: 2024 American Community Survey 5-Year, 2023 U.S. Census OnTheMap Application