

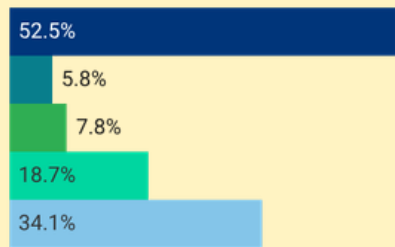
# FRAMINGHAM, MA

Population: 72,399  
Median Household Income: \$107,419  
Per Capita Income: \$53,991

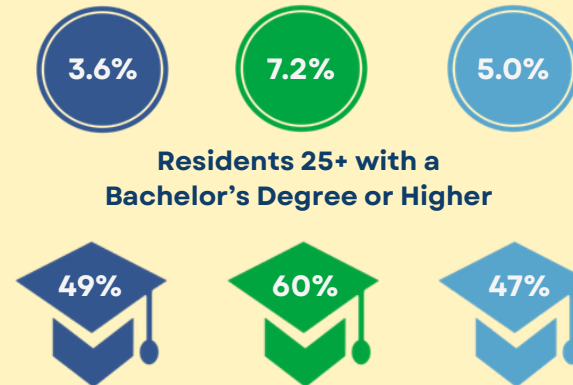
## Socioeconomic

### Race:

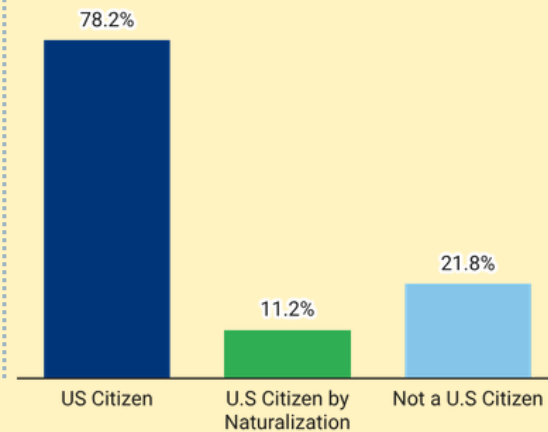
■ White  
■ Black or African American  
■ Asian  
■ Hispanic or Latino origin (of any race)  
■ Other/Multiracial



### Framingham 495/MW MA Population Growth 2014-2024



### Citizenship:

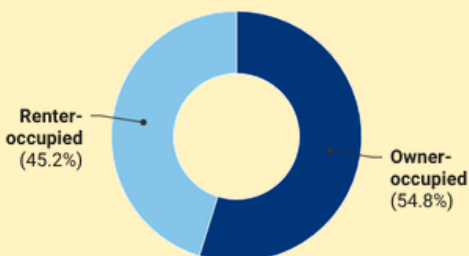


## Housing

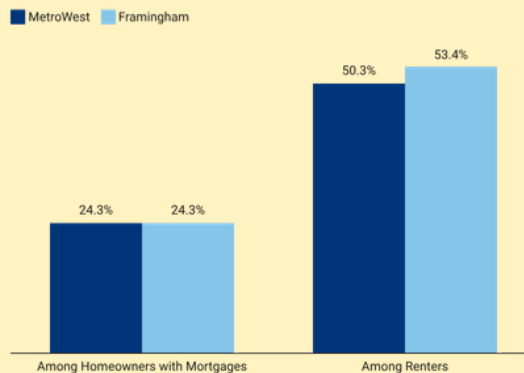
Total Housing Units: 27,918

Vacant Housing Units: 1,115

### Housing Tenure:




### Cost Burden:



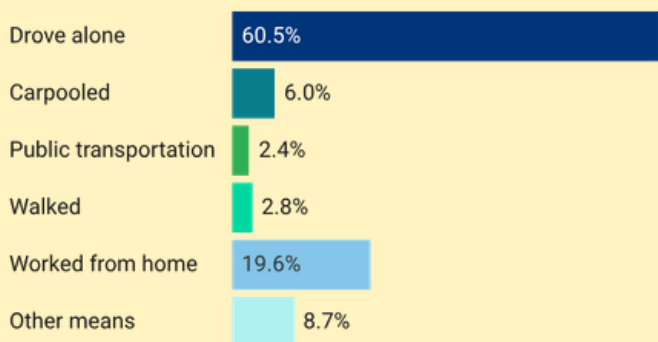
### Year Structure Built:

■ 2000 or later (10.4%)  
■ 1980-1999 (17.0%)  
■ 1960-1979 (33.0%)  
■ 1959 or earlier (39.6%)




# Commuting

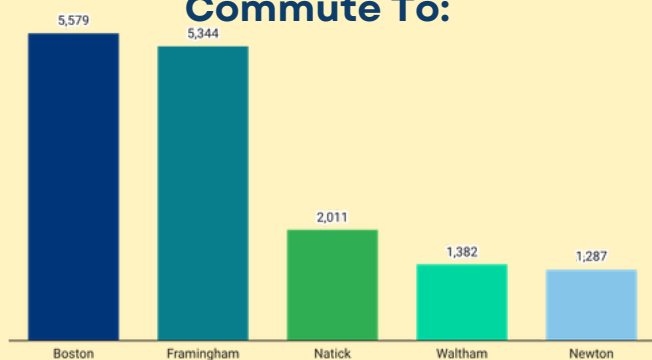
## Getting to Work



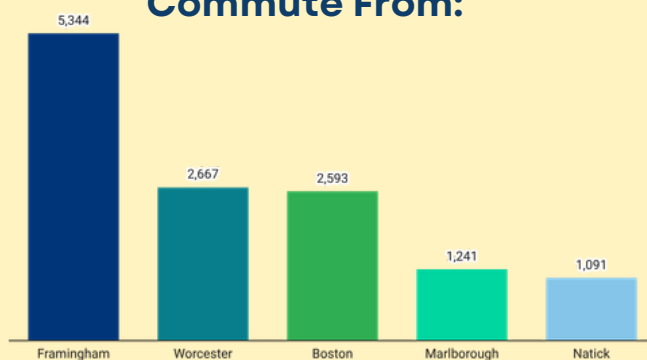
## Inflow/Outflow



## Top Communities Workers Commute To:



## Top Communities Workers Commute From:



# Key Industries

## Top Industries by Average Employment (Q2 - 2025)



**Labor Force:**  
41,123

## 2025 Industry Data

Total Payroll Dollars  
\$4,555,800,940

Average Weekly Wages:  
\$2,085.50

Average Monthly Employment:  
42,001

Number of Business Establishments:  
2,557

## Top Industries by Number of Establishments (Q2 - 2025)



Prepared by the 495/MetroWest Partnership

Sources: 2024 American Community Survey 5-Year, 2023 U.S. Census OnTheMap Application