


FRANKLIN, MA

Population: 33,154
 Median Household Income: \$145,773
 Per Capita Income: \$65,125

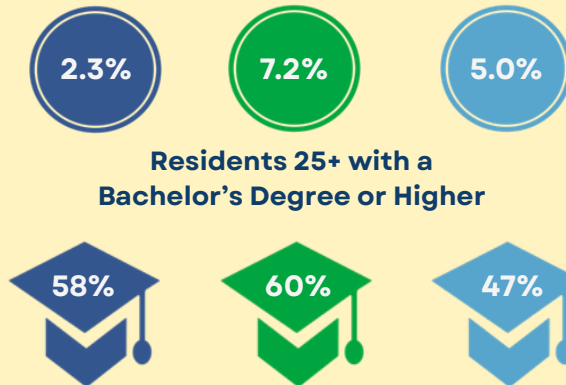
Socioeconomic

Race:

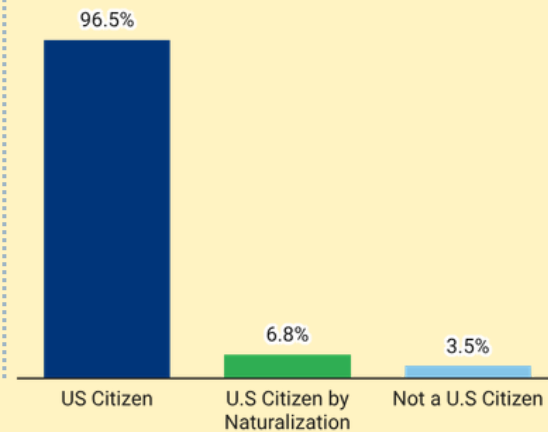
■ White
■ Black or African American
■ Asian
■ Hispanic or Latino origin (of any race)
■ Other/Multiracial



Franklin 495/MW MA Population Growth 2014-2024



Citizenship:

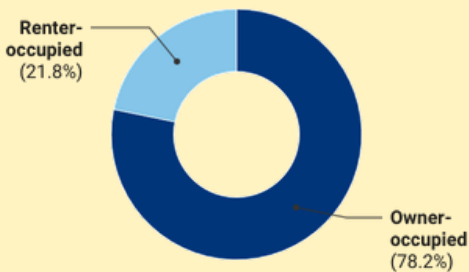


Housing

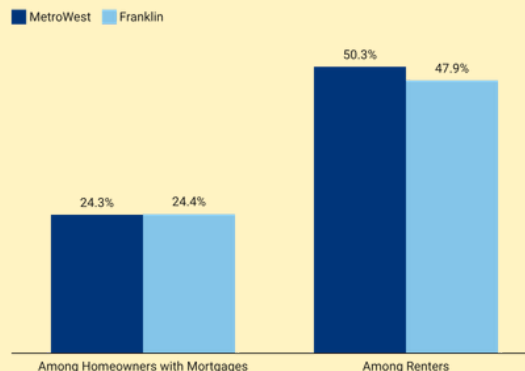
Total Housing Units: 13,011

Vacant Housing Units: 641

Housing Tenure:




Cost Burden:



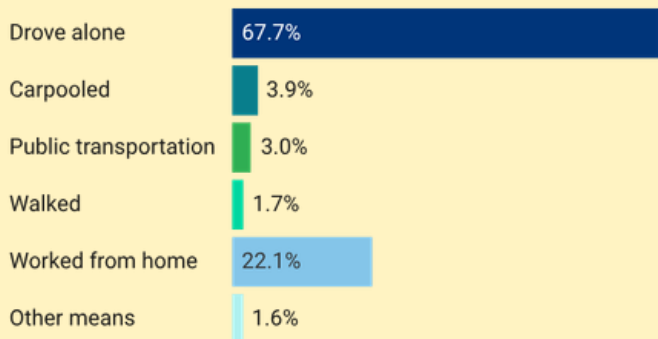
Year Structure Built:

■ 2000 or later (22.1%)
■ 1980-1999 (36.8%)
■ 1960-1979 (18.1%)
■ 1959 or earlier (23.1%)




Commuting

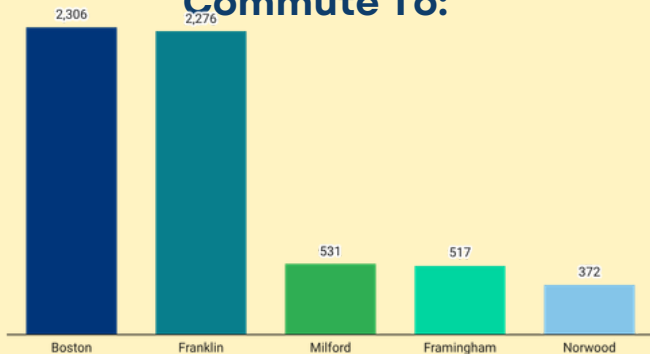
Getting to Work



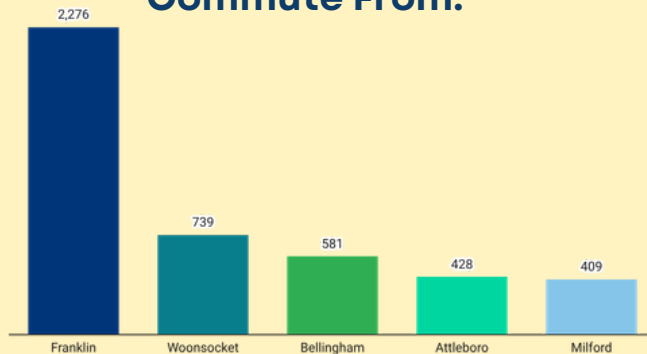
Inflow/Outflow



Top Communities Workers Commute To:



Top Communities Workers Commute From:



Key Industries

Top Industries by Average Employment (Q2 - 2025)



Labor Force:
20,038

2025 Industry Data

Total Payroll Dollars
\$1,340,384,820

Average Weekly Wages:
\$1,610.50

Average Monthly Employment:
16,011

Number of Business Establishments:
1,095

Top Industries by Number of Establishments (Q2 - 2025)

