


# GRAFTON, MA

Population: 19,902  
 Median Household Income: \$131,484  
 Per Capita Income: \$62,221

## Socioeconomic

### Race:

■ White  
■ Black or African American  
■ Asian  
■ Hispanic or Latino origin (of any race)  
■ Other/Multiracial



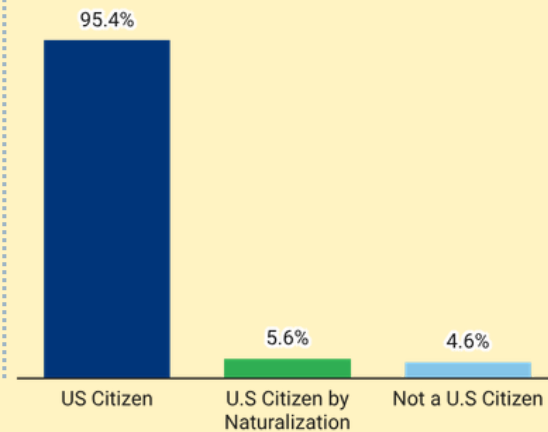
### Grafton 495/MW MA Population Growth 2014-2024



Residents 25+ with a Bachelor's Degree or Higher



### Citizenship:

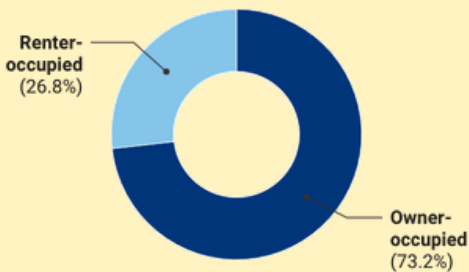


## Housing

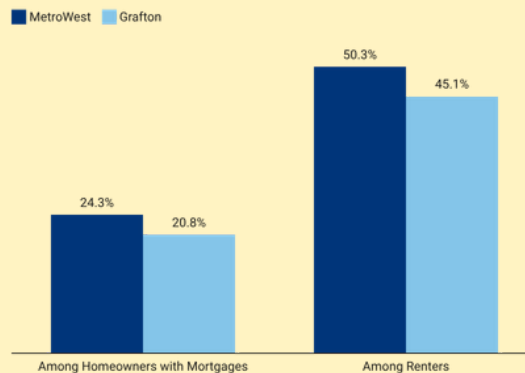
Total Housing Units: 7,826

Vacant Housing Units: 170

### Housing Tenure:




### Cost Burden:



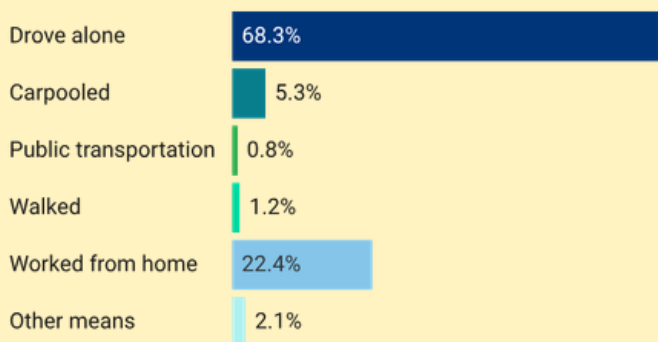
### Year Structure Built:

■ 2000 or later (22.5%)  
■ 1980-1999 (23.9%)  
■ 1960-1979 (25.3%)  
■ 1959 or earlier (28.3%)

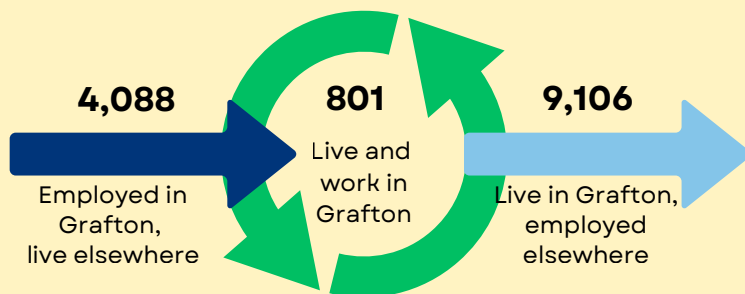


# Commuting

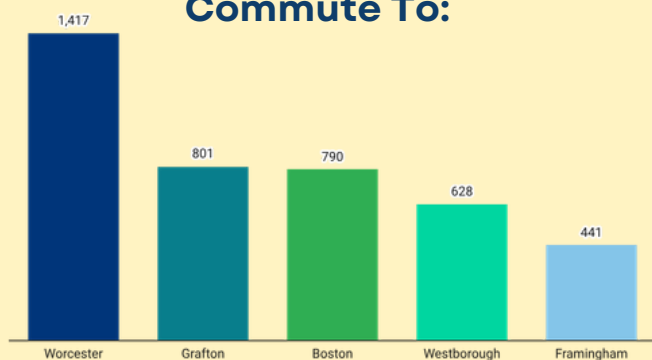
## Getting to Work



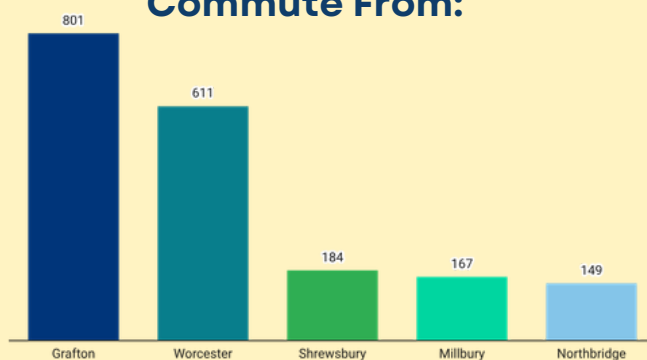
## Inflow/Outflow



## Top Communities Workers Commute To:



## Top Communities Workers Commute From:



# Key Industries

## Top Industries by Average Employment (Q2 - 2025)



**Labor Force:**  
11,517

## 2025 Industry Data

Total Payroll Dollars  
\$369,007,358

Average Weekly Wages:  
\$1,504.50

Average Monthly Employment:  
4,721

Number of Business Establishments:  
471

## Top Industries by Number of Establishments (Q2 - 2025)

