


HARVARD, MA

Population: 6,927
 Median Household Income: \$213,996
 Per Capita Income: \$81,992

Socioeconomic

Race:

■ White
■ Black or African American
■ Asian
■ Hispanic or Latino origin (of any race)
■ Other/Multiracial



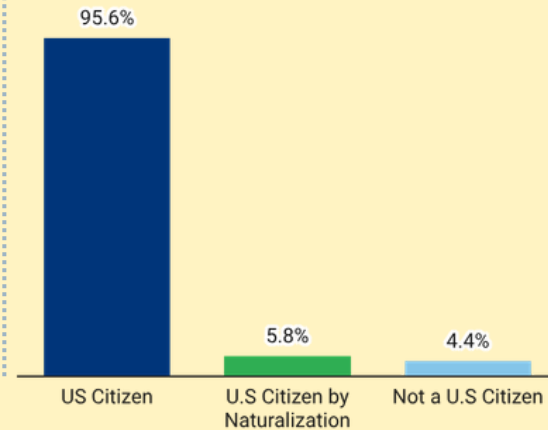
Harvard 495/MW MA Population Growth 2014-2024



Residents 25+ with a Bachelor's Degree or Higher



Citizenship:

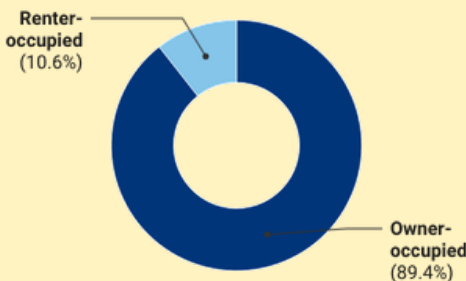


Housing

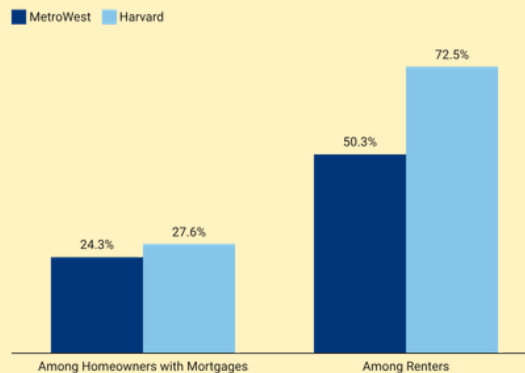
Total Housing Units: 2,256

Vacant Housing Units: 183

Housing Tenure:




Cost Burden:



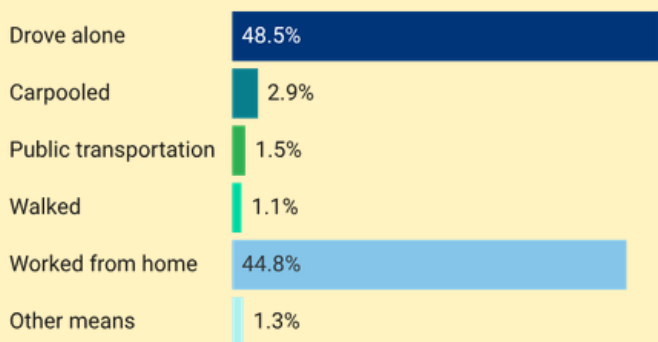
Year Structure Built:

2000 or later (17.2%)
 1980-1999 (23.8%)
 1960-1979 (33.0%)
 1959 or earlier (26.0%)

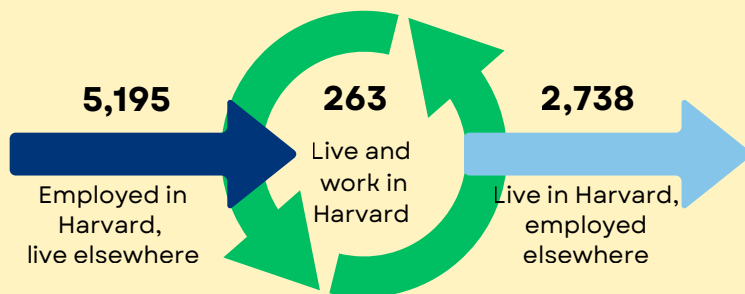


Commuting

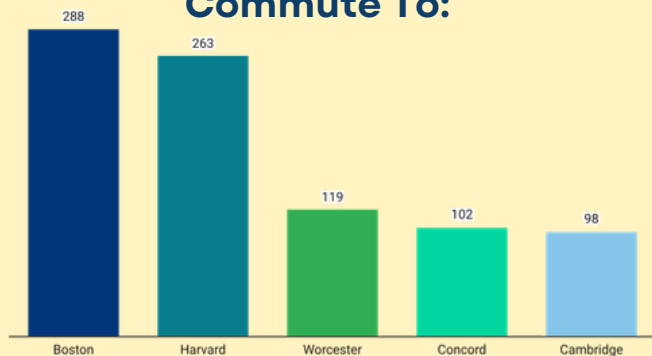
Getting to Work



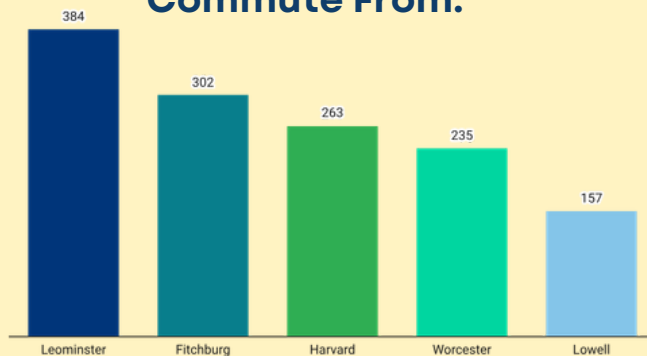
Inflow/Outflow



Top Communities Workers Commute To:

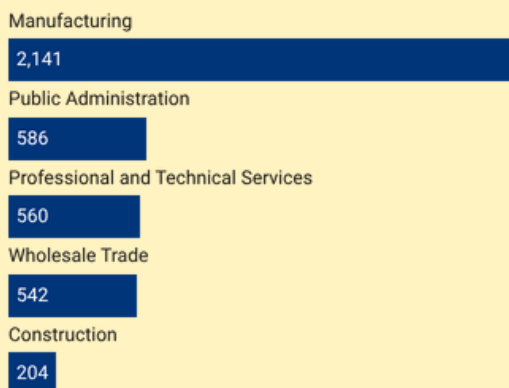


Top Communities Workers Commute From:



Key Industries

Top Industries by Average Employment (Q2 - 2025)



Labor Force:

3,268

2025 Industry Data

Total Payroll Dollars
\$576,568,949

Average Weekly Wages:
\$2,126.50

Average Monthly Employment:
5,214

Number of Business Establishments:
245

Top Industries by Number of Establishments (Q2 - 2025)



Prepared by the 495/MetroWest Partnership

Sources: 2024 American Community Survey 5-Year, 2023 U.S. Census OnTheMap Application