


HOLLISTON, MA

Population: 15,094
Median Household Income: \$159,817
Per Capita Income: \$75,601

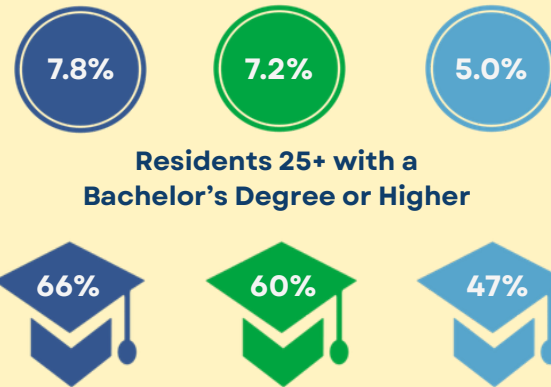
Socioeconomic

Race:

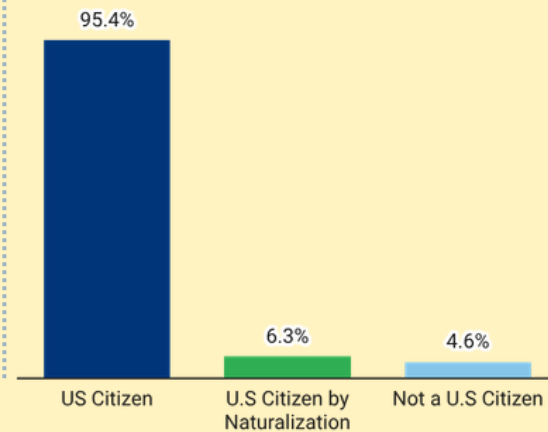
■ White
■ Black or African American
■ Asian
■ Hispanic or Latino origin (of any race)
■ Other/Multiracial



Holliston 495/MW MA Population Growth 2014-2024



Citizenship:

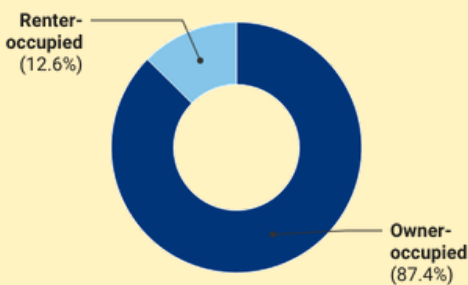


Housing

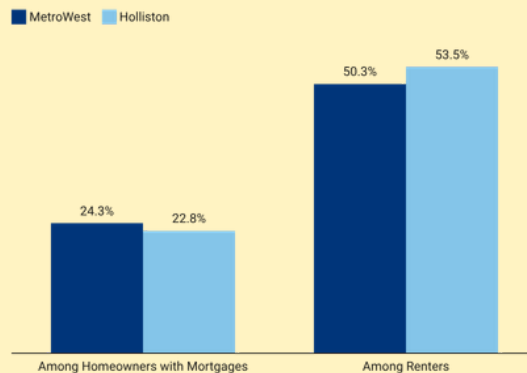
Total Housing Units: 5,884

Vacant Housing Units: 200

Housing Tenure:




Cost Burden:



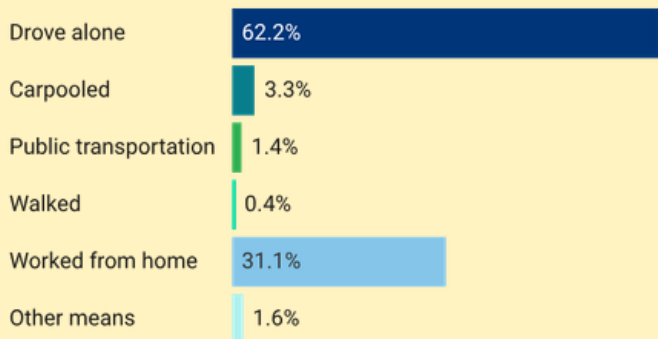
Year Structure Built:

■ 2000 or later (13.1%)
■ 1980-1999 (14.9%)
■ 1960-1979 (35.6%)
■ 1959 or earlier (36.4%)




Commuting

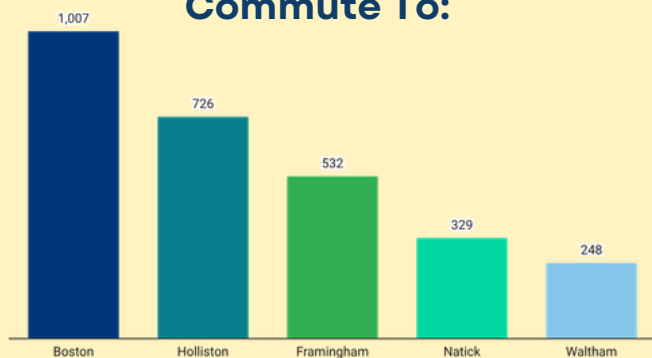
Getting to Work



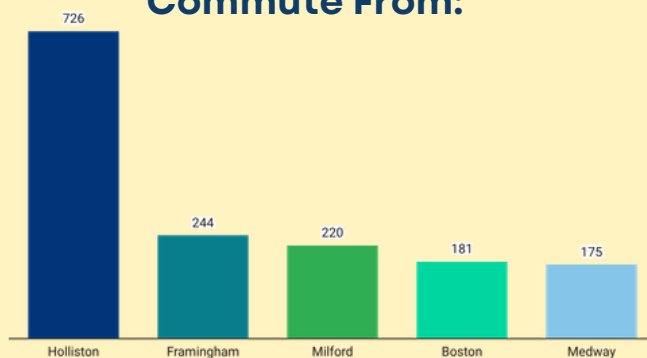
Inflow/Outflow



Top Communities Workers Commute To:

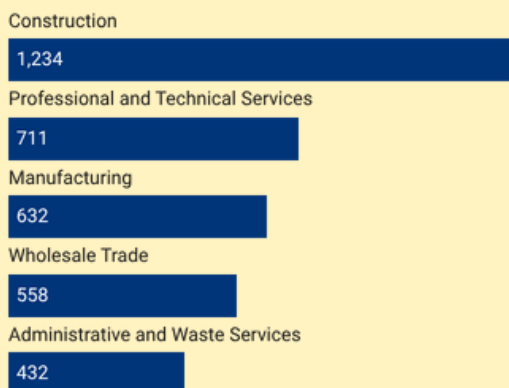


Top Communities Workers Commute From:



Key Industries

Top Industries by Average Employment (Q2 - 2025)



Labor Force:
8,469

2025 Industry Data

Total Payroll Dollars
\$547,947,827

Average Weekly Wages:
\$1,755.50

Average Monthly Employment:
6,000

Number of Business Establishments:
513

Top Industries by Number of Establishments (Q2 - 2025)

