


HOPEDALE, MA

Population: 6,027
Median Household Income: \$155,722
Per Capita Income: \$57,032

Socioeconomic

Race:

■ White
■ Black or African American
■ Asian
■ Hispanic or Latino origin (of any race)
■ Other/Multiracial



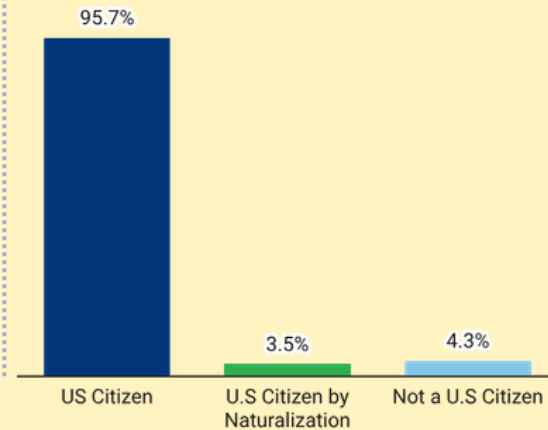
Hopedale 495/MW MA Population Growth 2014-2024



Residents 25+ with a Bachelor's Degree or Higher



Citizenship:

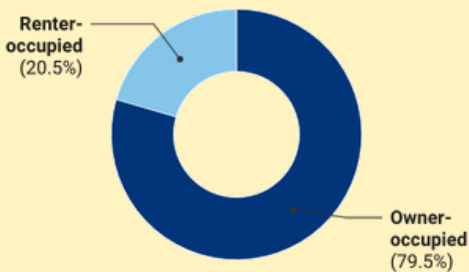


Housing

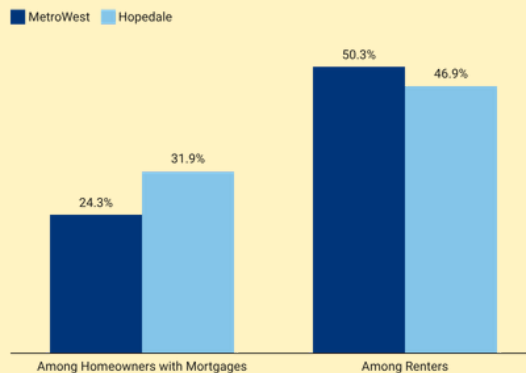
Total Housing Units: 2,336

Vacant Housing Units: 142

Housing Tenure:




Cost Burden:



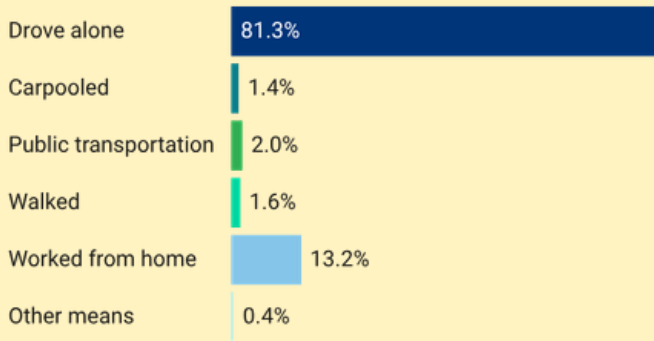
Year Structure Built:

■ 2000 or later (9.8%)
■ 1980-1999 (31.1%)
■ 1960-1979 (8.5%)
■ 1959 or earlier (50.6%)

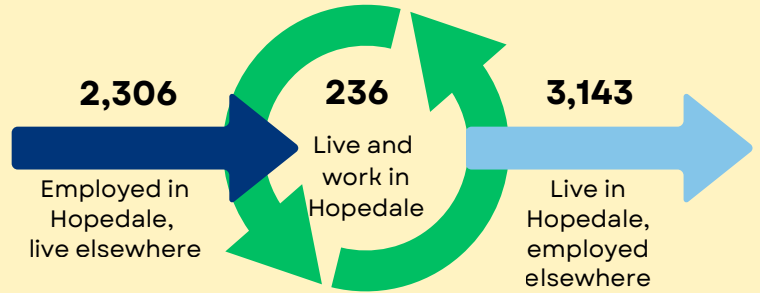


Commuting

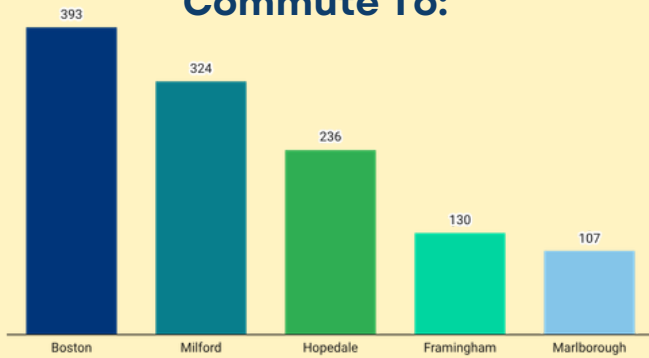
Getting to Work



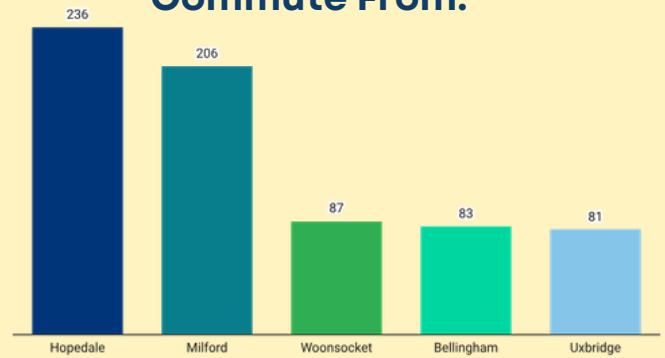
Inflow/Outflow



Top Communities Workers Commute To:

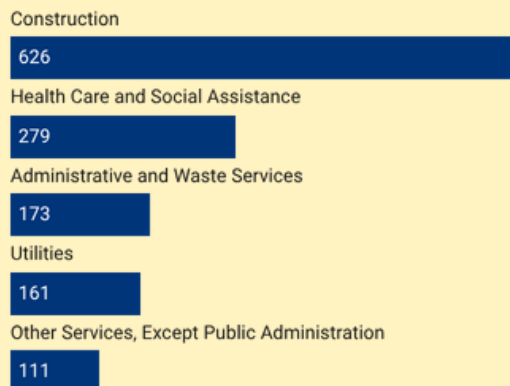


Top Communities Workers Commute From:



Key Industries

Top Industries by Average Employment (Q2 - 2025)



Labor Force:
3,437

2025 Industry Data

Total Payroll Dollars
\$184,654,685

Average Weekly Wages:
\$1,580.25

Average Monthly Employment:
2,243

Number of Business Establishments:
218

Top Industries by Number of Establishments (Q2 - 2025)

