

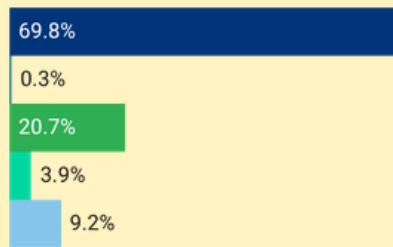
# HOPKINTON, MA

Population: 19,358  
Median Household Income: \$222,801  
Per Capita Income: \$98,172

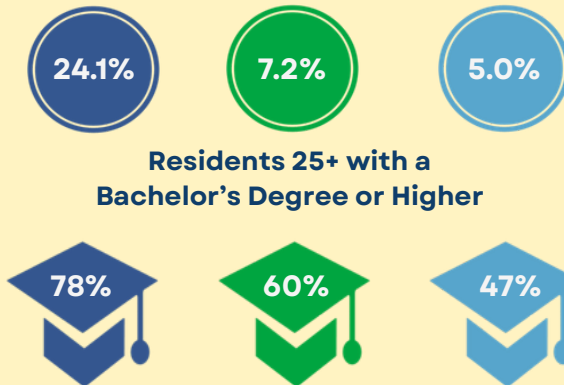
## Socioeconomic

### Race:

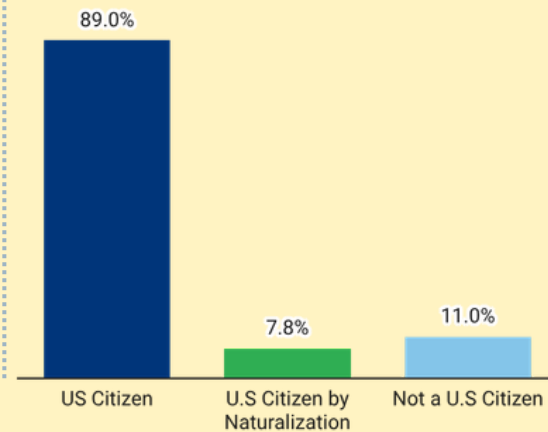
■ White  
■ Black or African American  
■ Asian  
■ Hispanic or Latino origin (of any race)  
■ Other/Multiracial



### Hopkinton 495/MW MA Population Growth 2014-2024



### Citizenship:

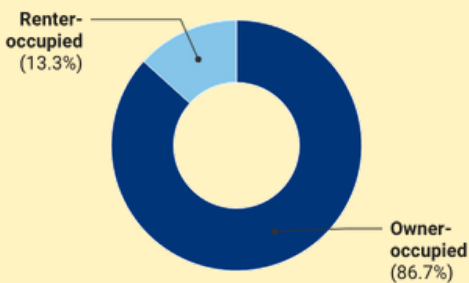


## Housing

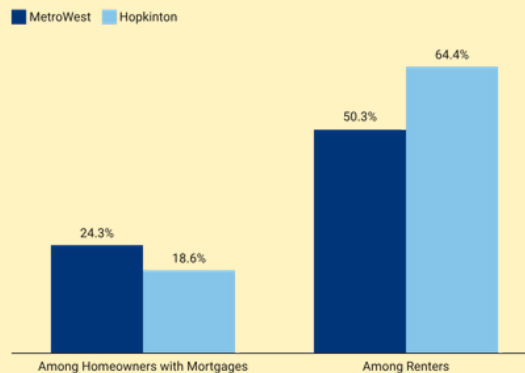
Total Housing Units: 6,936

Vacant Housing Units: 276

### Housing Tenure:




### Cost Burden:



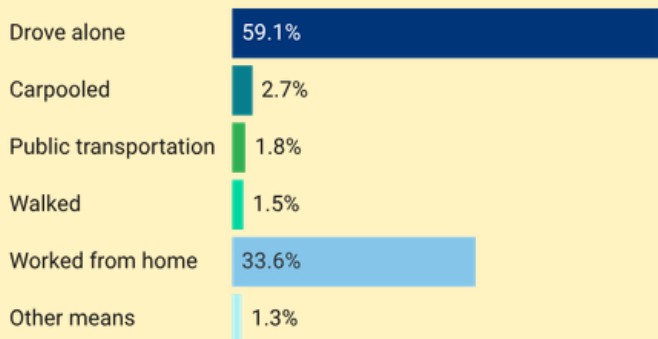
### Year Structure Built:

■ 2000 or later (32.9%)  
■ 1980-1999 (31.6%)  
■ 1960-1979 (17.1%)  
■ 1959 or earlier (18.4%)




# Commuting

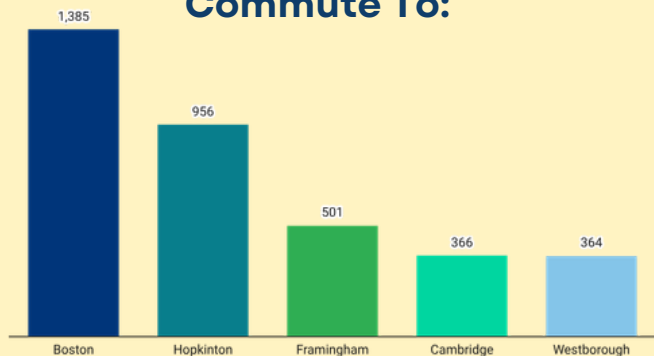
## Getting to Work



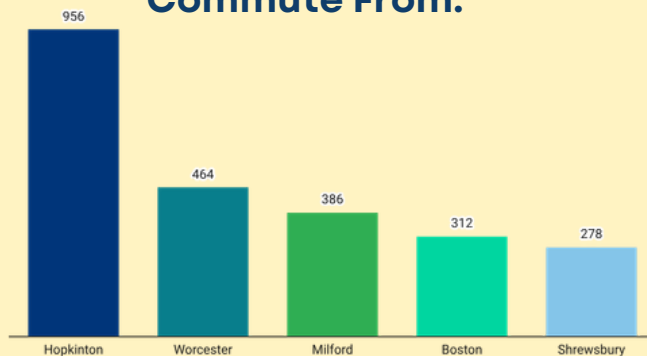
## Inflow/Outflow



## Top Communities Workers Commute To:

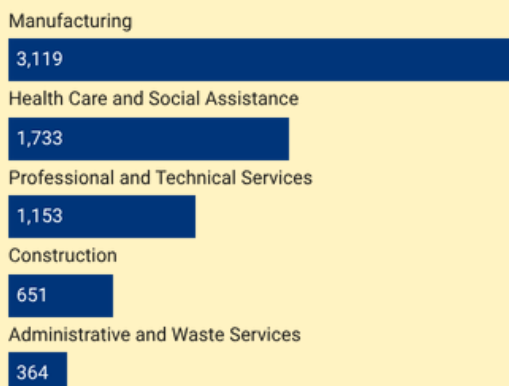


## Top Communities Workers Commute From:



# Key Industries

## Top Industries by Average Employment (Q2 - 2025)



**Labor Force:**  
11,151

## 2025 Industry Data

Total Payroll Dollars  
\$1,258,613,404

Average Weekly Wages:  
\$2,492.00

Average Monthly Employment:  
9,733

Number of Business Establishments:  
606

## Top Industries by Number of Establishments (Q2 - 2025)

