


HUDSON, MA

Population: 20,077
Median Household Income: \$103,400
Per Capita Income: \$54,676

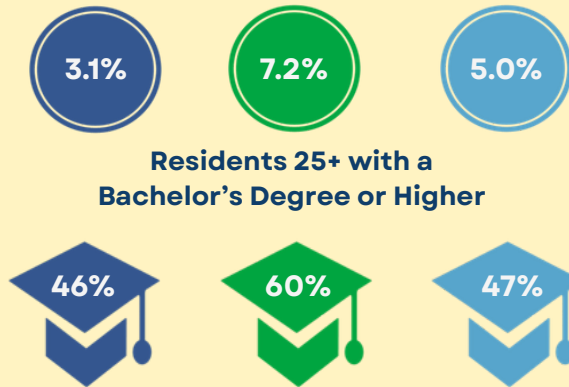
Socioeconomic

Race:

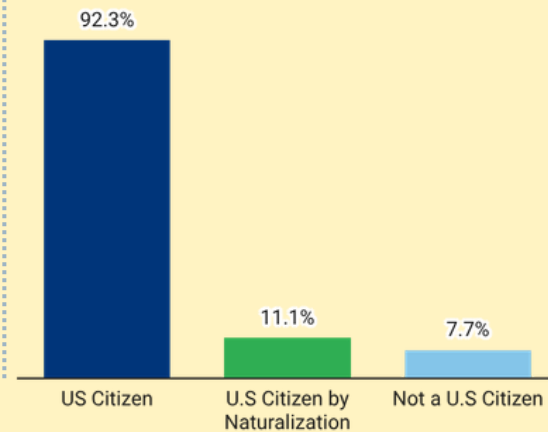
■ White
■ Black or African American
■ Asian
■ Hispanic or Latino origin (of any race)
■ Other/Multiracial



Hudson 495/MW MA Population Growth 2014-2024



Citizenship:

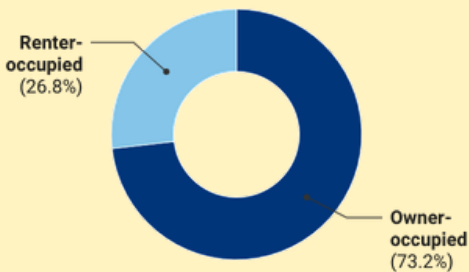


Housing

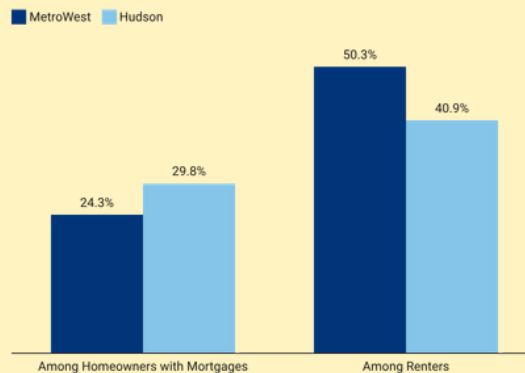
Total Housing Units: 8,858

Vacant Housing Units: 496

Housing Tenure:




Cost Burden:



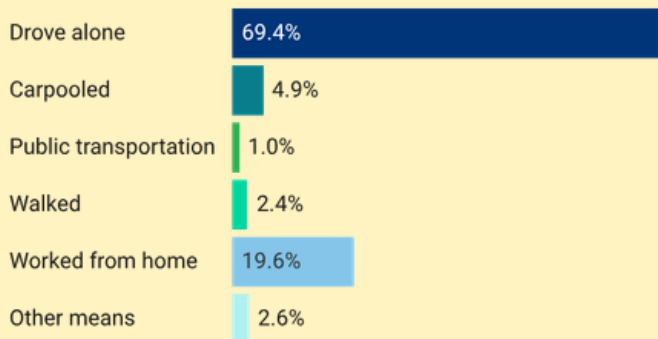
Year Structure Built:

2000 or later (20.8%)
1980-1999 (19.2%)
1960-1979 (28.6%)
1959 or earlier (31.3%)

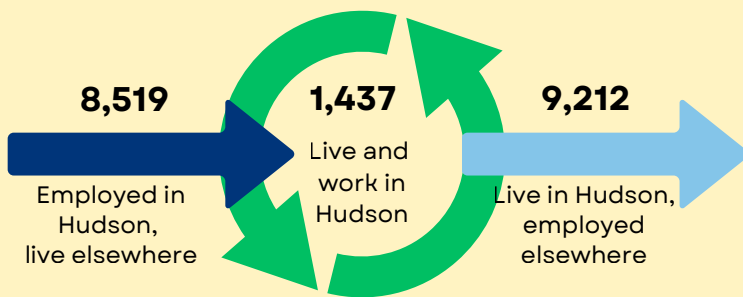


Commuting

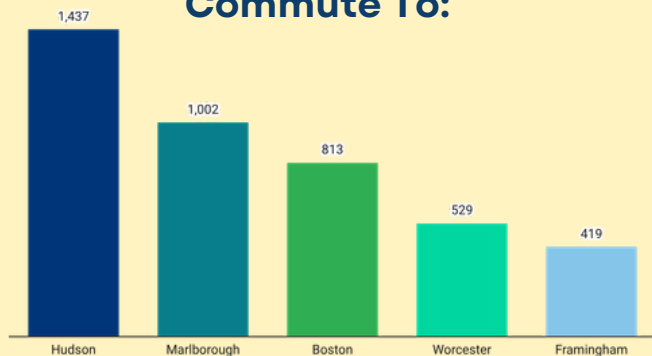
Getting to Work



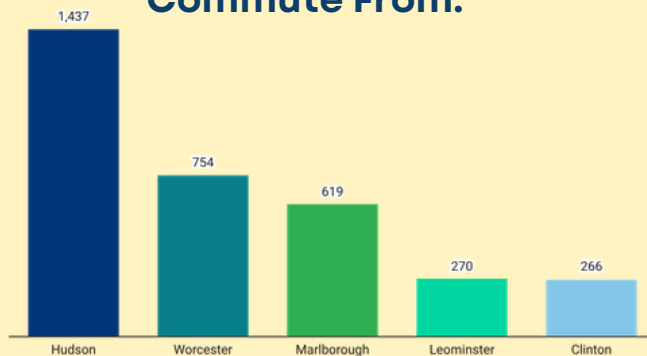
Inflow/Outflow



Top Communities Workers Commute To:



Top Communities Workers Commute From:



Key Industries

Top Industries by Average Employment (Q2 - 2025)



Labor Force:
11,306

2025 Industry Data

Total Payroll Dollars
\$653,925,741

Average Weekly Wages:
\$1,378.75

Average Monthly Employment:
9,118

Number of Business Establishments:
760

Top Industries by Number of Establishments (Q2 - 2025)

