


# LITTLETON, MA

Population: 10,280  
Median Household Income: \$149,722  
Per Capita Income: \$66,360

## Socioeconomic

### Race:

■ White  
■ Black or African American  
■ Asian  
■ Hispanic or Latino origin (of any race)  
■ Other/Multiracial



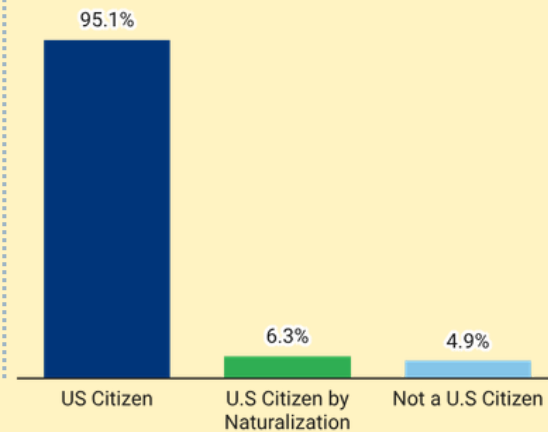
### Littleton 495/MW MA Population Growth 2014-2024



Residents 25+ with a Bachelor's Degree or Higher



### Citizenship:

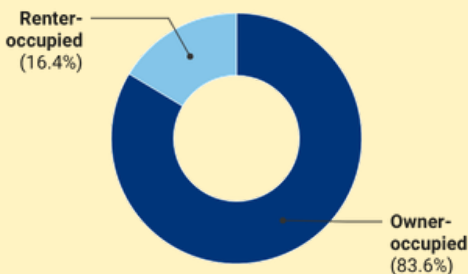


## Housing

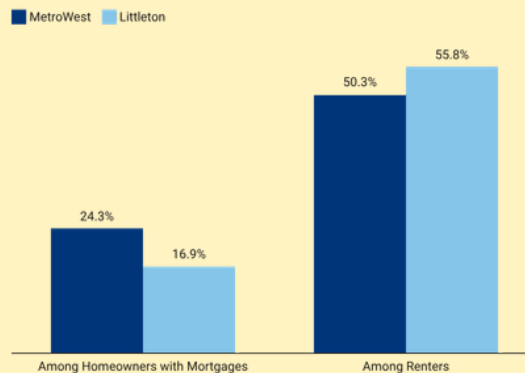
Total Housing Units: 3,975

Vacant Housing Units: 171

### Housing Tenure:




### Cost Burden:



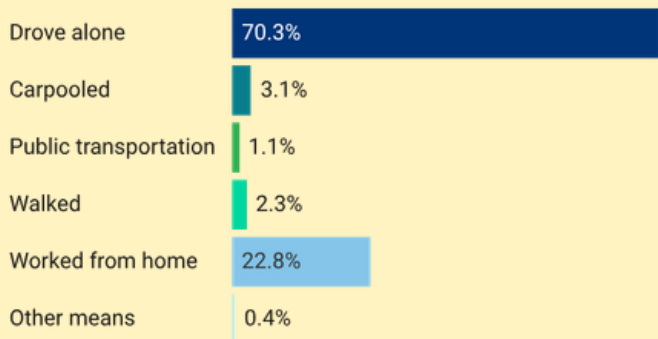
### Year Structure Built:

■ 2000 or later (28.4%)  
■ 1980-1999 (19.3%)  
■ 1960-1979 (13.3%)  
■ 1959 or earlier (39.1%)

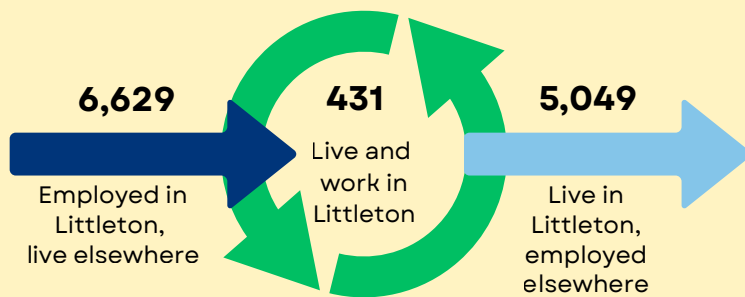


# Commuting

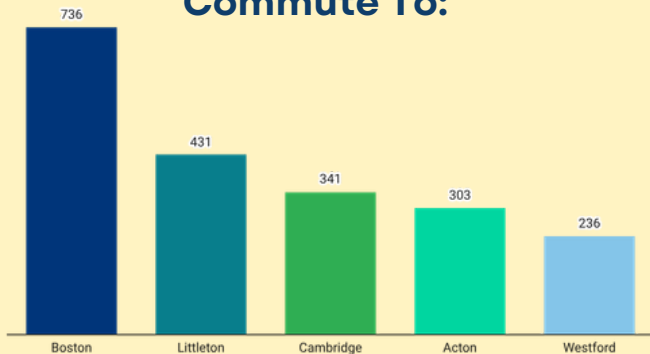
## Getting to Work



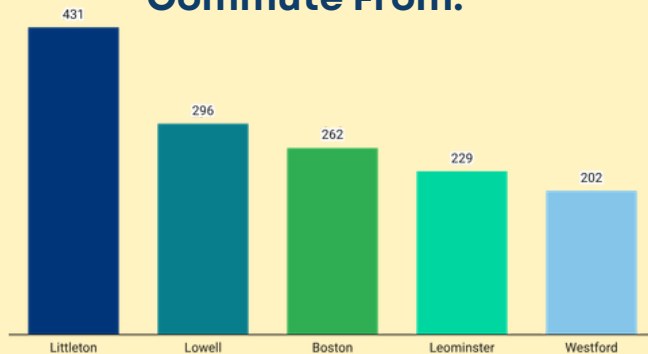
## Inflow/Outflow



## Top Communities Workers Commute To:

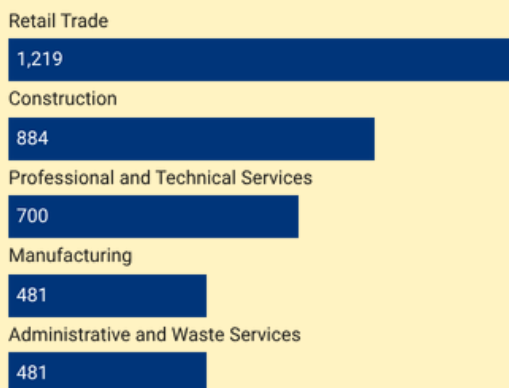


## Top Communities Workers Commute From:



# Key Industries

## Top Industries by Average Employment (Q2 - 2025)



**Labor Force:**  
5,594

## 2025 Industry Data

Total Payroll Dollars  
\$538,933,542

Average Weekly Wages:  
\$1,837.00

Average Monthly Employment:  
6,736

Number of Business Establishments:  
411

## Top Industries by Number of Establishments (Q2 - 2025)

