


MANSFIELD, MA

Population: 23,931
 Median Household Income: \$125,273
 Per Capita Income: \$60,638

Socioeconomic

Race:

■ White
■ Black or African American
■ Asian
■ Hispanic or Latino origin (of any race)
■ Other/Multiracial



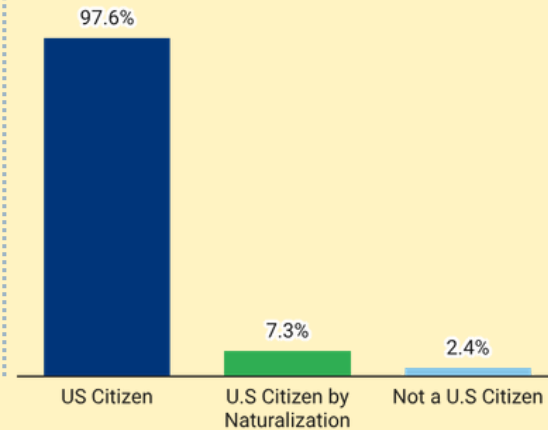
Mansfield 495/MW MA Population Growth 2014-2024



Residents 25+ with a Bachelor's Degree or Higher



Citizenship:

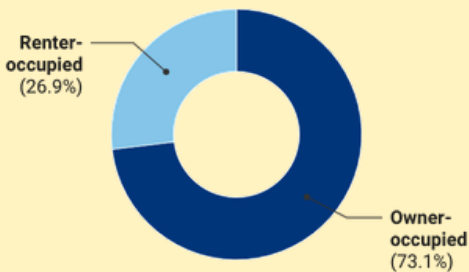


Housing

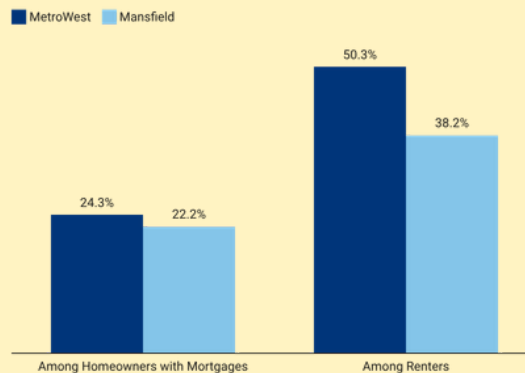
Total Housing Units: 9,315

Vacant Housing Units: 169

Housing Tenure:



Cost Burden:



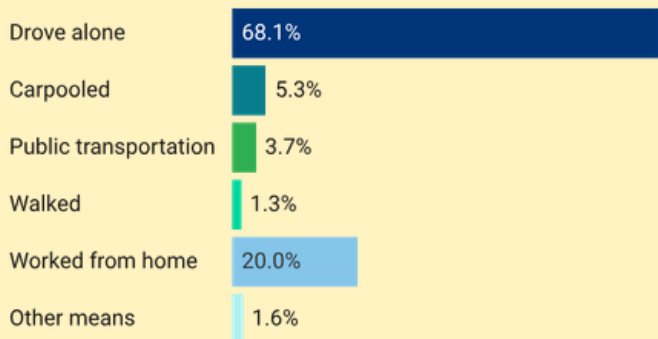
Year Structure Built:

■ 2000 or later (14.5%)
■ 1980-1999 (36.3%)
■ 1960-1979 (24.7%)
■ 1959 or earlier (24.5%)




Commuting

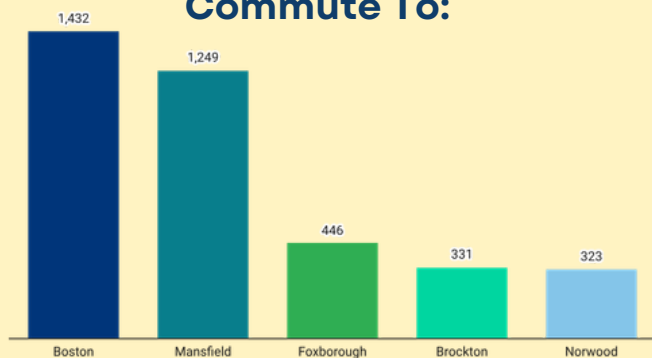
Getting to Work



Inflow/Outflow



Top Communities Workers Commute To:



Top Communities Workers Commute From:



Key Industries

Top Industries by Average Employment (Q2 - 2025)



Labor Force:
14,318

2025 Industry Data

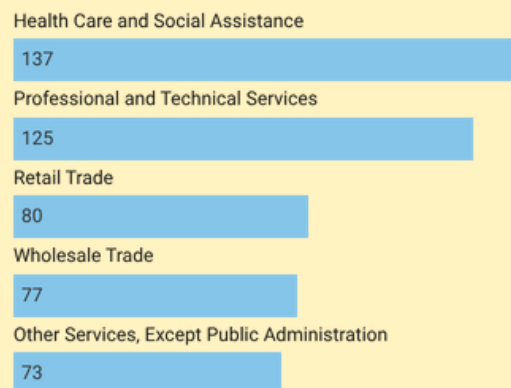
Total Payroll Dollars
\$1,090,345,495

Average Weekly Wages:
\$1,724.75

Average Monthly Employment:
12,158

Number of Business Establishments:
844

Top Industries by Number of Establishments (Q2 - 2025)



Prepared by the 495/MetroWest Partnership

Sources: 2024 American Community Survey 5-Year, 2023 U.S. Census OnTheMap Application