


MAYNARD, MA

Population: 10,712
Median Household Income: \$124,067
Per Capita Income: \$68,770

Socioeconomic

Race:

■ White
■ Black or African American
■ Asian
■ Hispanic or Latino origin (of any race)
■ Other/Multiracial



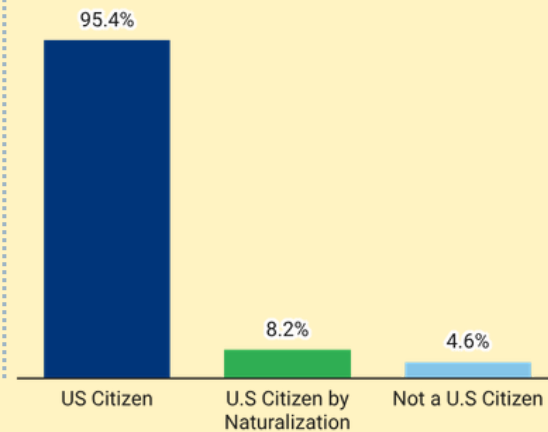
Maynard 495/MW MA Population Growth 2014-2024



Residents 25+ with a Bachelor's Degree or Higher



Citizenship:

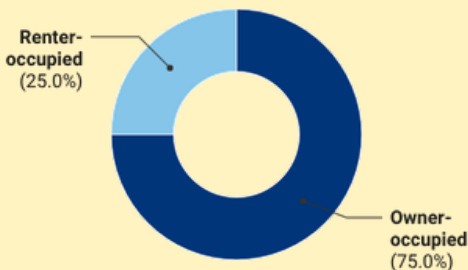


Housing

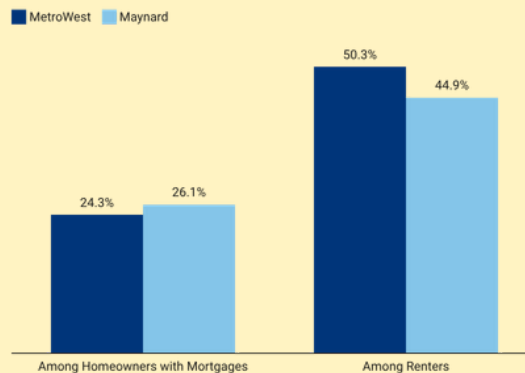
Total Housing Units: 4,956

Vacant Housing Units: 135

Housing Tenure:



Cost Burden:



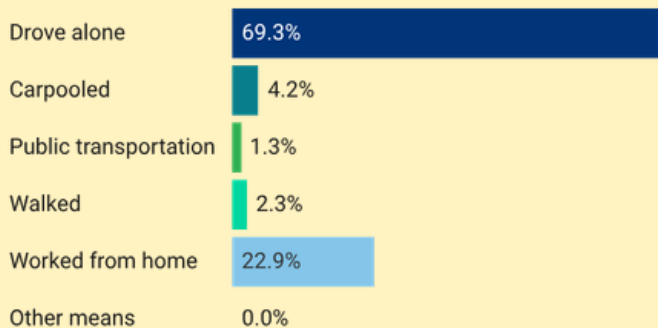
Year Structure Built:

■ 2000 or later (12.4%)
■ 1980-1999 (18.9%)
■ 1960-1979 (24.3%)
■ 1959 or earlier (44.5%)

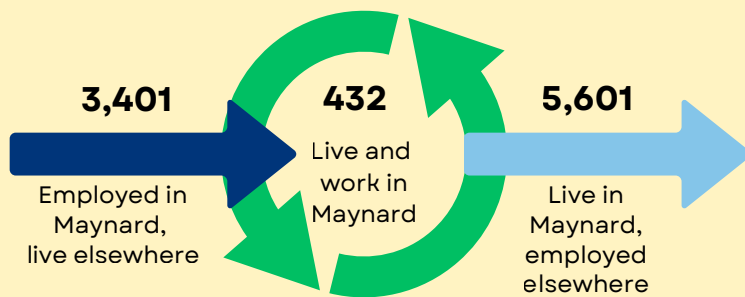


Commuting

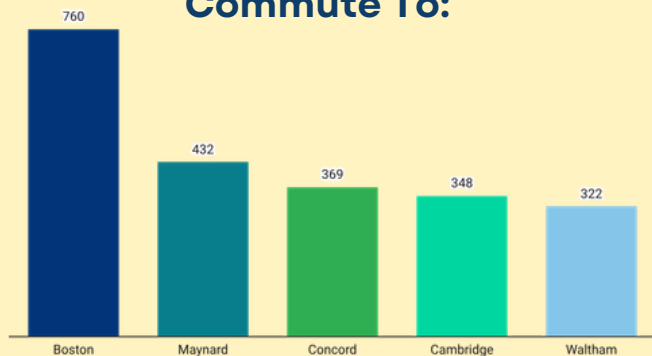
Getting to Work



Inflow/Outflow



Top Communities Workers Commute To:

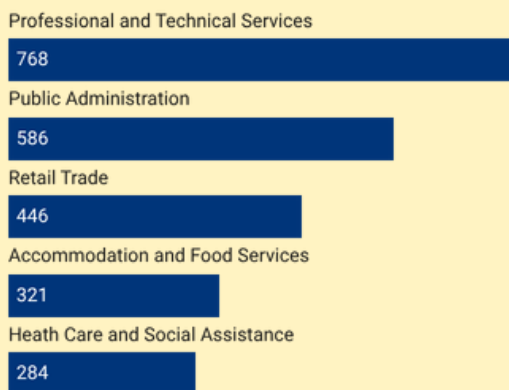


Top Communities Workers Commute From:



Key Industries

Top Industries by Average Employment (Q2 - 2025)



Labor Force:
6,324

2025 Industry Data

Total Payroll Dollars
\$396,669,951

Average Weekly Wages:
\$2,087.25

Average Monthly Employment:
3,656

Number of Business Establishments:
332

Top Industries by Number of Establishments (Q2 - 2025)

