


MEDFIELD, MA

Population: 13,068
Median Household Income: \$235,800
Per Capita Income: \$107,234

Socioeconomic

Race:

■ White
■ Black or African American
■ Asian
■ Hispanic or Latino origin (of any race)
■ Other/Multiracial



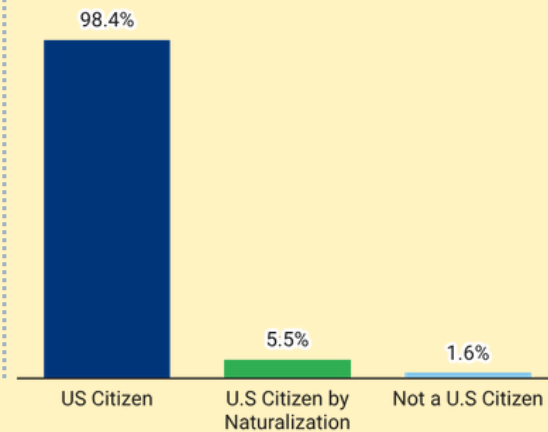
Medfield 495/MW MA Population Growth 2014-2024



Residents 25+ with a Bachelor's Degree or Higher



Citizenship:

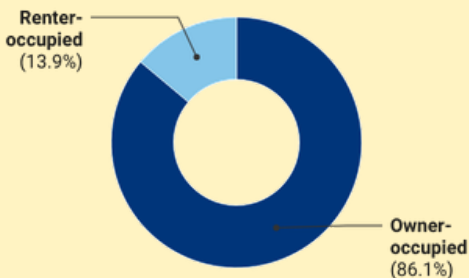


Housing

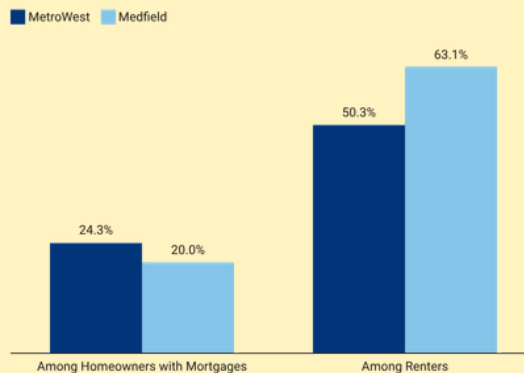
Total Housing Units: 4,820

Vacant Housing Units: 140

Housing Tenure:




Cost Burden:



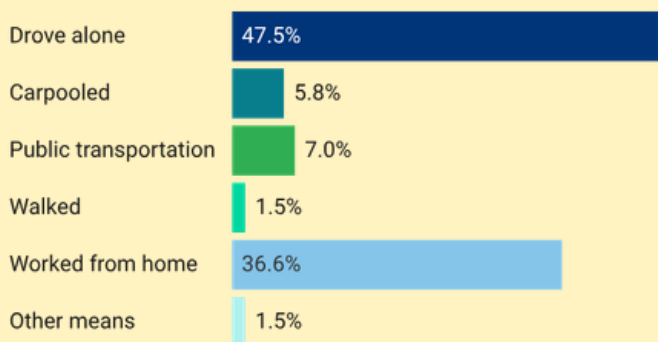
Year Structure Built:

■ 2000 or later (16.5%)
■ 1980-1999 (19.6%)
■ 1960-1979 (37.5%)
■ 1959 or earlier (26.6%)




Commuting

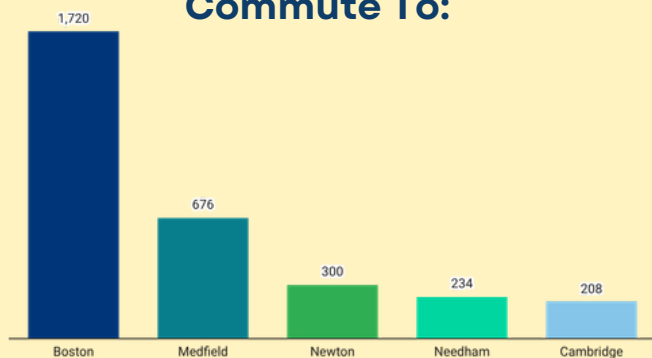
Getting to Work



Inflow/Outflow



Top Communities Workers Commute To:



Top Communities Workers Commute From:



Key Industries

Top Industries by Average Employment (Q2 - 2025)



Labor Force:
7,230

2025 Industry Data

Total Payroll Dollars
\$252,103,395

Average Weekly Wages:
\$1,416.50

Average Monthly Employment:
3,423

Number of Business Establishments:
437

Top Industries by Number of Establishments (Q2 - 2025)



Prepared by the 495/MetroWest Partnership

Sources: 2024 American Community Survey 5-Year, 2023 U.S. Census OnTheMap Application