


MEDWAY, MA

Population: 13,436
 Median Household Income: \$173,750
 Per Capita Income: \$78,143

Socioeconomic

Race:

■ White
■ Black or African American
■ Asian
■ Hispanic or Latino origin (of any race)
■ Other/Multiracial



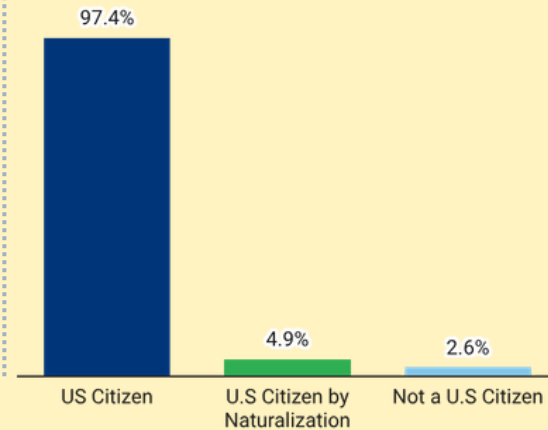
Medway 495/MW MA Population Growth 2014-2024



Residents 25+ with a Bachelor's Degree or Higher



Citizenship:

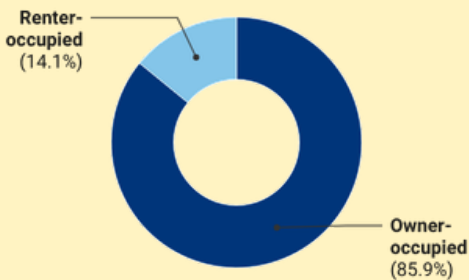


Housing

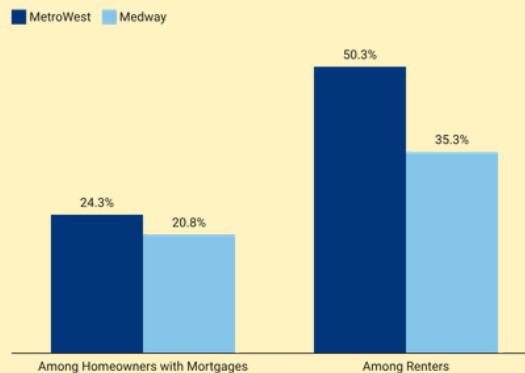
Total Housing Units: 4,768

Vacant Housing Units: 24

Housing Tenure:



Cost Burden:



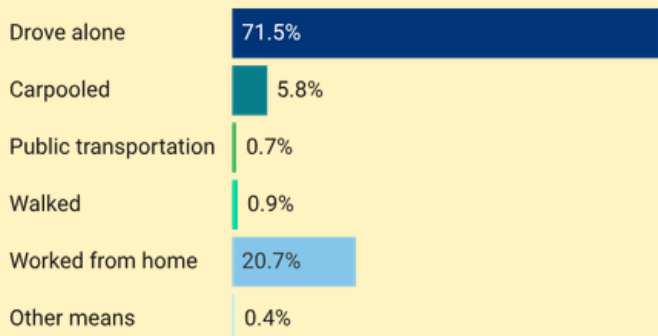
Year Structure Built:

2000 or later (10.2%)
 1980-1999 (35.7%)
 1960-1979 (21.5%)
 1959 or earlier (32.4%)




Commuting

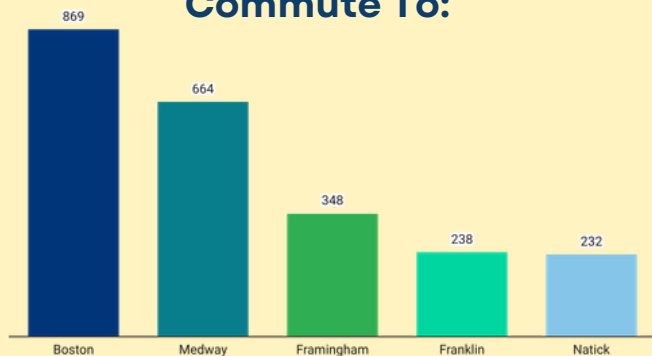
Getting to Work



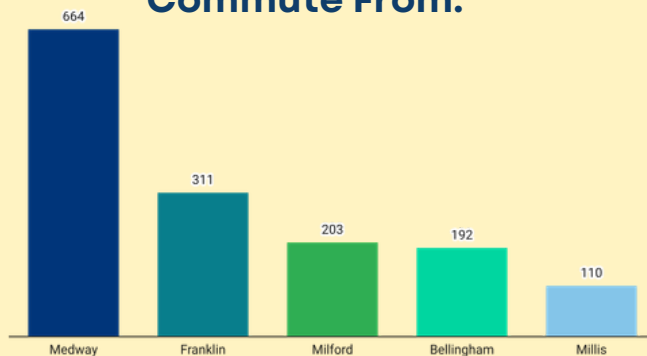
Inflow/Outflow



Top Communities Workers Commute To:



Top Communities Workers Commute From:



Key Industries

Top Industries by Average Employment (Q2 - 2025)



Labor Force:
8,360

2025 Industry Data

Total Payroll Dollars
\$309,086,799

Average Weekly Wages:
\$1,348.00

Average Monthly Employment:
4,413

Number of Business Establishments:
453

Top Industries by Number of Establishments (Q2 - 2025)



Prepared by the 495/MetroWest Partnership

Sources: 2024 American Community Survey 5-Year, 2023 U.S. Census OnTheMap Application