


# MILLIS, MA

Population: 8,888  
Median Household Income: \$155,996  
Per Capita Income: \$71,331

## Socioeconomic

### Race:

■ White  
■ Black or African American  
■ Asian  
■ Hispanic or Latino origin (of any race)  
■ Other/Multiracial



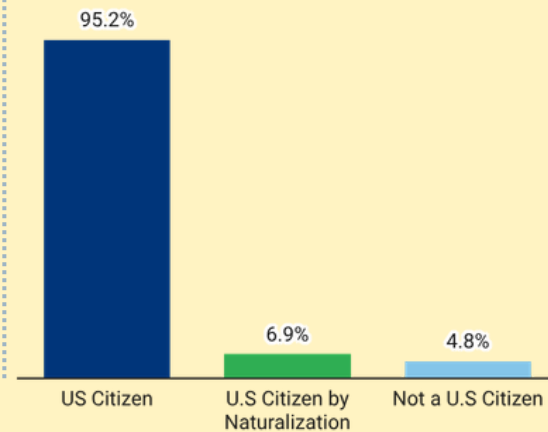
### Millis 495/MW MA Population Growth 2014-2024



Residents 25+ with a Bachelor's Degree or Higher



### Citizenship:

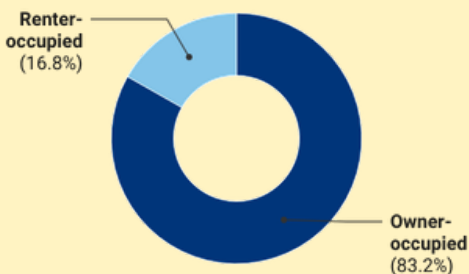


## Housing

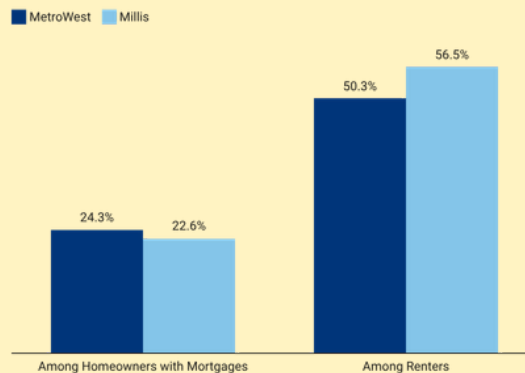
Total Housing Units: 3,471

Vacant Housing Units: 162

### Housing Tenure:




### Cost Burden:



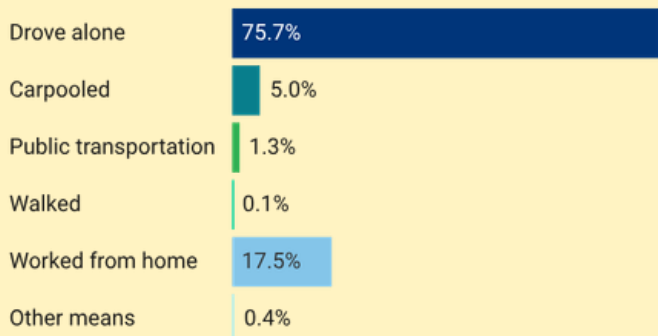
### Year Structure Built:

■ 2000 or later (14.6%)  
■ 1980-1999 (24.9%)  
■ 1960-1979 (29.1%)  
■ 1959 or earlier (31.4%)

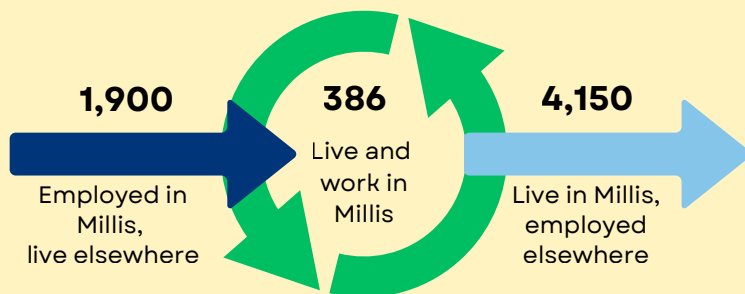


# Commuting

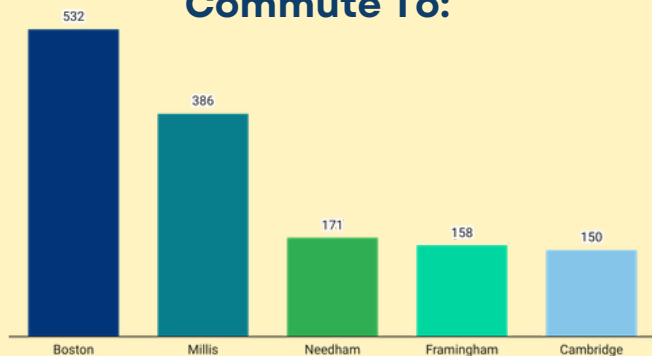
## Getting to Work



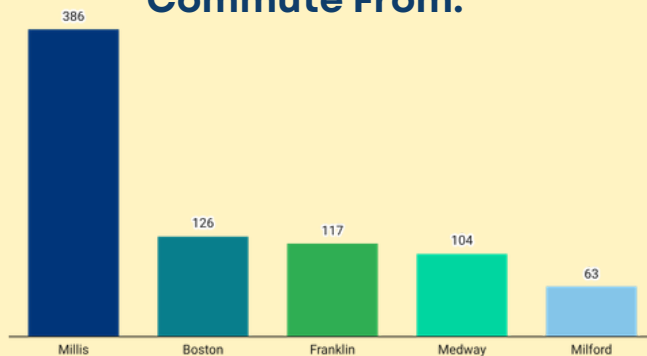
## Inflow/Outflow



## Top Communities Workers Commute To:



## Top Communities Workers Commute From:



# Key Industries

## Top Industries by Average Employment (Q2 - 2025)



**Labor Force:**  
5,199

## 2025 Industry Data

Total Payroll Dollars  
\$125,740,078

Average Weekly Wages:  
\$1,210.75

Average Monthly Employment:  
1,997

Number of Business Establishments:  
230

## Top Industries by Number of Establishments (Q2 - 2025)



Prepared by the 495/MetroWest Partnership

Sources: 2024 American Community Survey 5-Year, 2023 U.S. Census OnTheMap Application