


NATICK, MA

Population: 36,873
Median Household Income: \$138,538
Per Capita Income: \$80,261

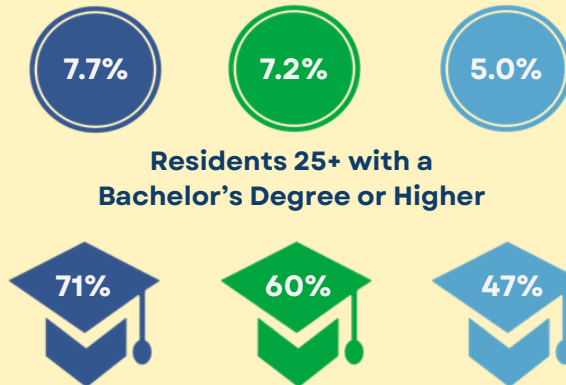
Socioeconomic

Race:

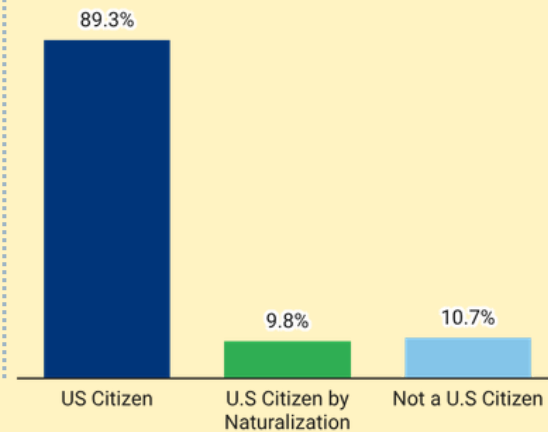
■ White
■ Black or African American
■ Asian
■ Hispanic or Latino origin (of any race)
■ Other/Multiracial



Natick 495/MW MA Population Growth 2014-2024



Citizenship:

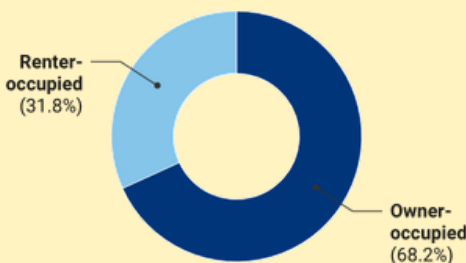


Housing

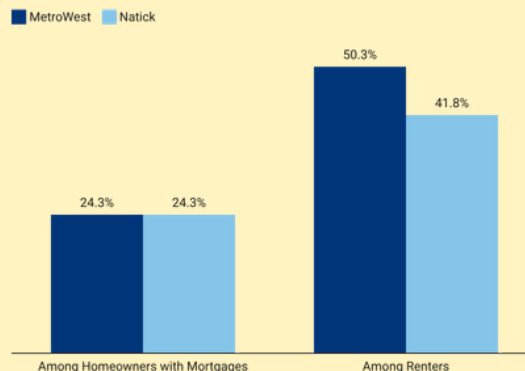
Total Housing Units: 15,777

Vacant Housing Units: 490

Housing Tenure:



Cost Burden:



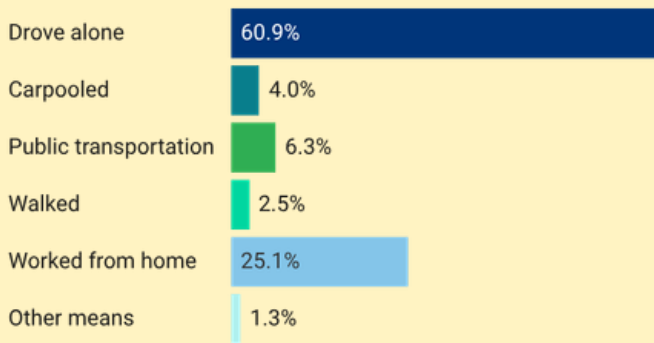
Year Structure Built:

■ 2000 or later (17.2%)
■ 1980-1999 (22.1%)
■ 1960-1979 (15.8%)
■ 1959 or earlier (44.8%)




Commuting

Getting to Work



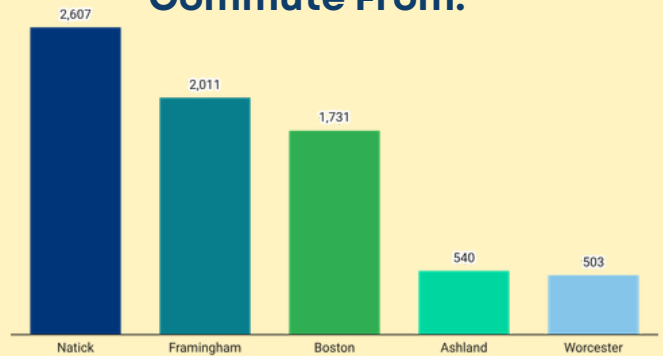
Inflow/Outflow



Top Communities Workers Commute To:



Top Communities Workers Commute From:



Key Industries

Top Industries by Average Employment (Q2 - 2025)



Labor Force:
21,553

2025 Industry Data

Total Payroll Dollars
\$2,259,334,241

Average Weekly Wages:
\$1,863.00

Average Monthly Employment:
23,323

Number of Business Establishments:
1,598

Top Industries by Number of Establishments (Q2 - 2025)



Prepared by the 495/MetroWest Partnership

Sources: 2024 American Community Survey 5-Year, 2023 U.S. Census OnTheMap Application