


NORFOLK, MA

Population: 11,673
 Median Household Income: \$200,720
 Per Capita Income: \$71,933

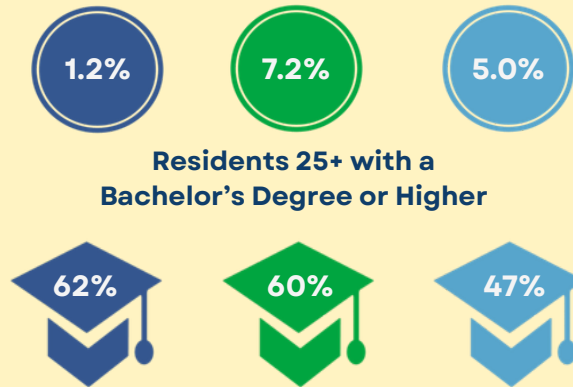
Socioeconomic

Race:

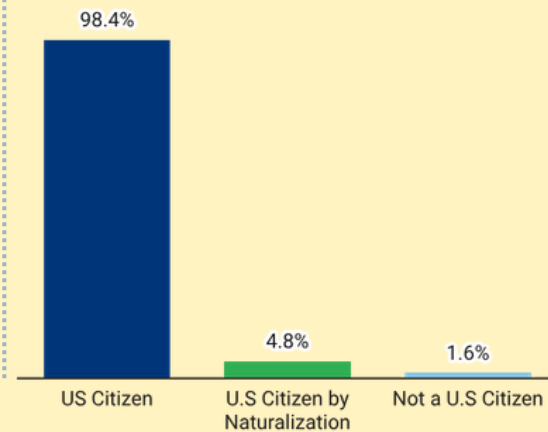
■ White
■ Black or African American
■ Asian
■ Hispanic or Latino origin (of any race)
■ Other/Multiracial



Norfolk 495/MW MA Population Growth 2014-2024



Citizenship:

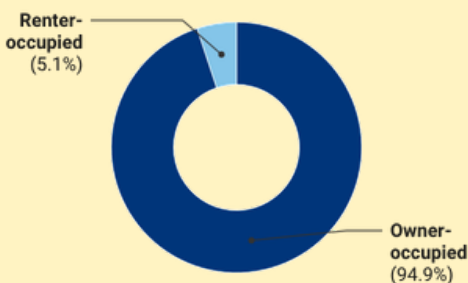


Housing

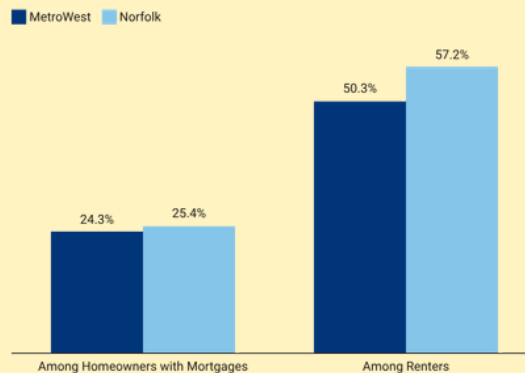
Total Housing Units: 3,557

Vacant Housing Units: 104

Housing Tenure:




Cost Burden:



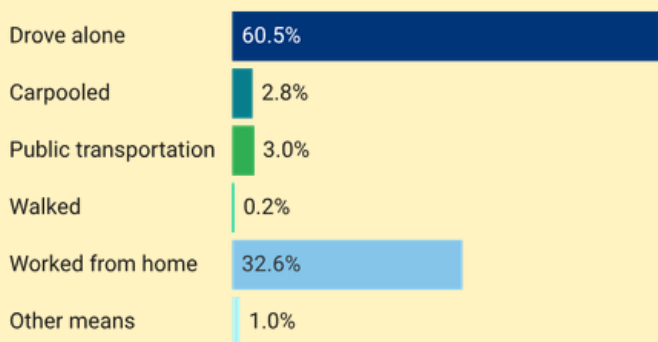
Year Structure Built:

■ 2000 or later (23.6%)
■ 1980-1999 (35.2%)
■ 1960-1979 (24.2%)
■ 1959 or earlier (17.0%)

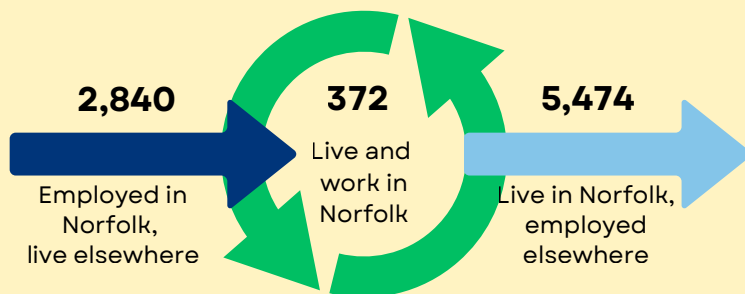


Commuting

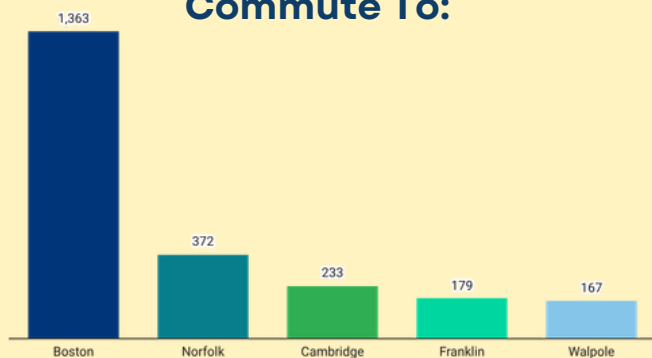
Getting to Work



Inflow/Outflow



Top Communities Workers Commute To:



Top Communities Workers Commute From:



Key Industries

Top Industries by Average Employment (Q2 - 2025)



Labor Force:
5,374

2025 Industry Data

Total Payroll Dollars
\$266,509,881

Average Weekly Wages:
\$1,611.50

Average Monthly Employment:
3,181

Number of Business Establishments:
319

Top Industries by Number of Establishments (Q2 - 2025)



Prepared by the 495/MetroWest Partnership

Sources: 2024 American Community Survey 5-Year, 2023 U.S. Census OnTheMap Application