


NORTHBOROUGH, MA

Population: 15,750
 Median Household Income: \$153,199
 Per Capita Income: \$77,642

Socioeconomic

Race:

■ White
■ Black or African American
■ Asian
■ Hispanic or Latino origin (of any race)
■ Other/Multiracial



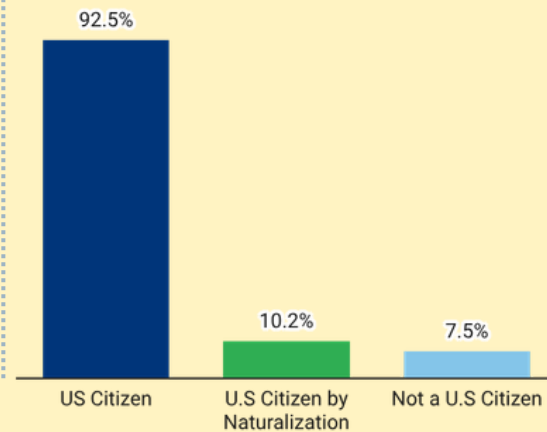
Northborough 495/MW MA Population Growth 2014-2024



Residents 25+ with a Bachelor's Degree or Higher



Citizenship:

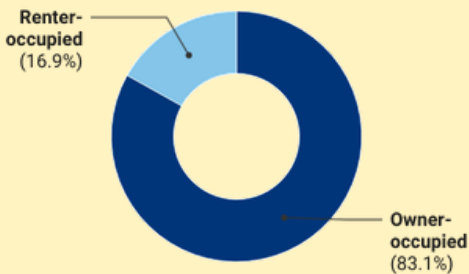


Housing

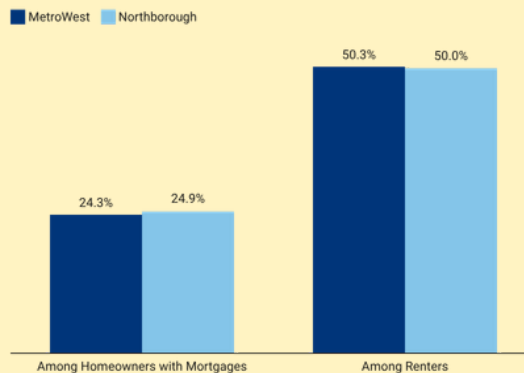
Total Housing Units: 6,108

Vacant Housing Units: 179

Housing Tenure:




Cost Burden:



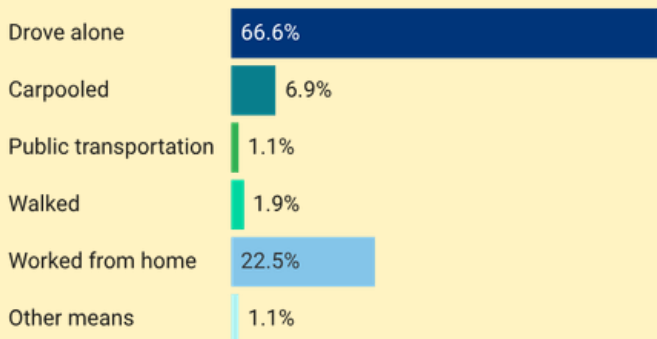
Year Structure Built:

2000 or later (19.1%)
 1980-1999 (31.6%)
 1960-1979 (22.4%)
 1959 or earlier (26.9%)




Commuting

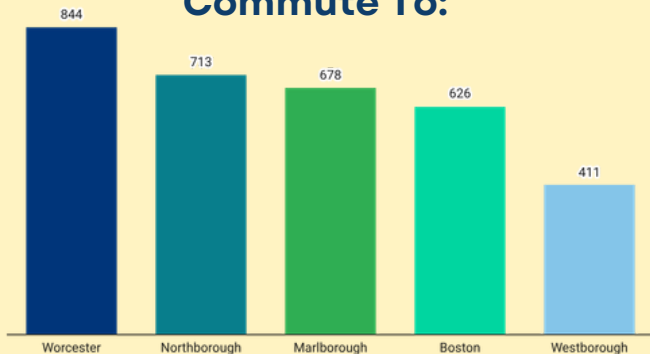
Getting to Work



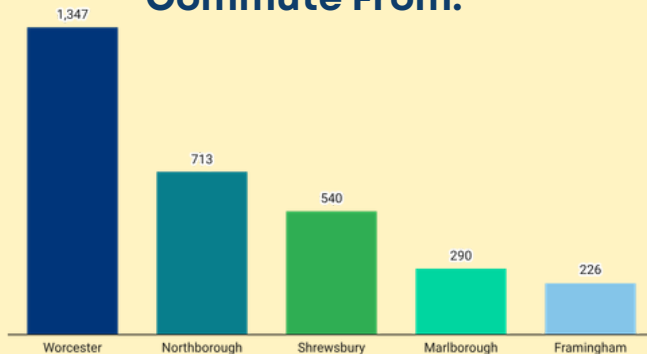
Inflow/Outflow



Top Communities Workers Commute To:



Top Communities Workers Commute From:



Key Industries

Top Industries by Average Employment (Q2 - 2025)



Labor Force:
8,860

2025 Industry Data

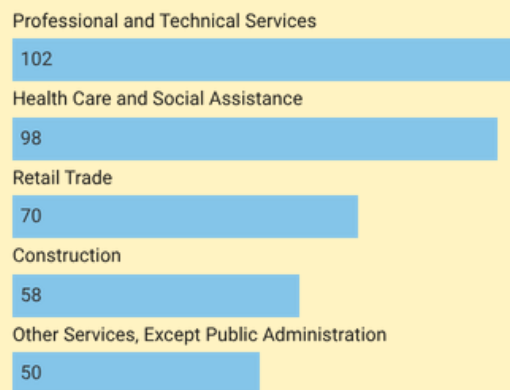
Total Payroll Dollars
\$918,387,436

Average Weekly Wages:
\$1,694.25

Average Monthly Employment:
10,437

Number of Business Establishments:
656

Top Industries by Number of Establishments (Q2 - 2025)



Prepared by the 495/MetroWest Partnership

Sources: 2024 American Community Survey 5-Year, 2023 U.S. Census OnTheMap Application