


PLAINVILLE, MA

Population: 9,943
 Median Household Income: \$104,106
 Per Capita Income: \$53,886

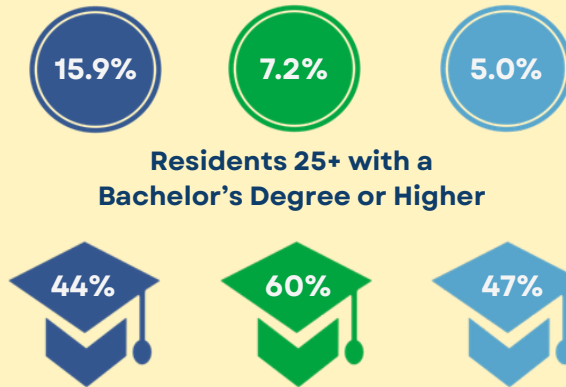
Socioeconomic

Race:

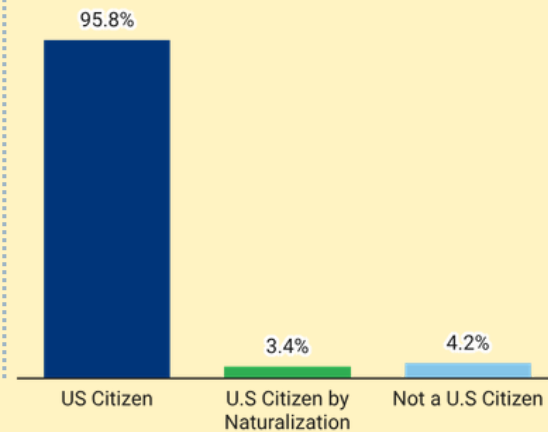
■ White
■ Black or African American
■ Asian
■ Hispanic or Latino origin (of any race)
■ Other/Multiracial



Plainville 495/MW MA Population Growth 2014-2024



Citizenship:

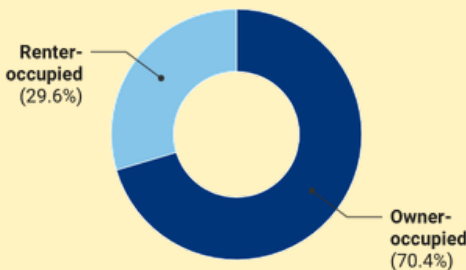


Housing

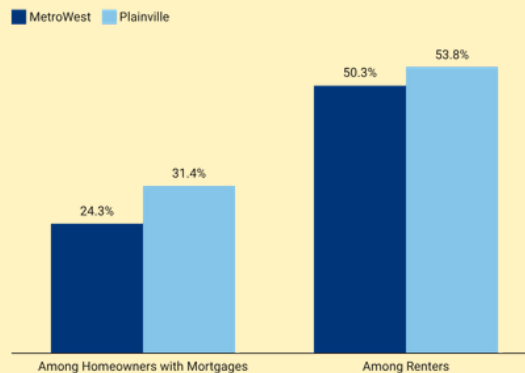
Total Housing Units: 4,470

Vacant Housing Units: 274

Housing Tenure:




Cost Burden:



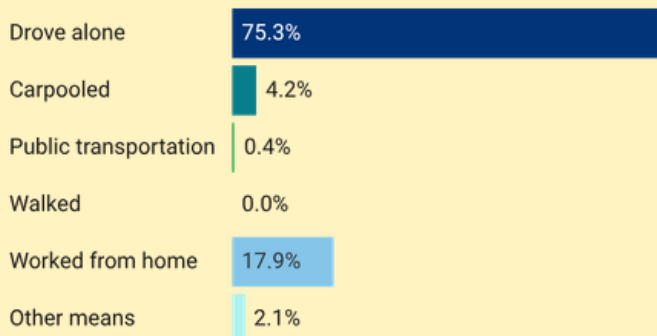
Year Structure Built:

■ 2000 or later (21.3%)
■ 1980-1999 (25.8%)
■ 1960-1979 (28.1%)
■ 1959 or earlier (24.7%)



Commuting

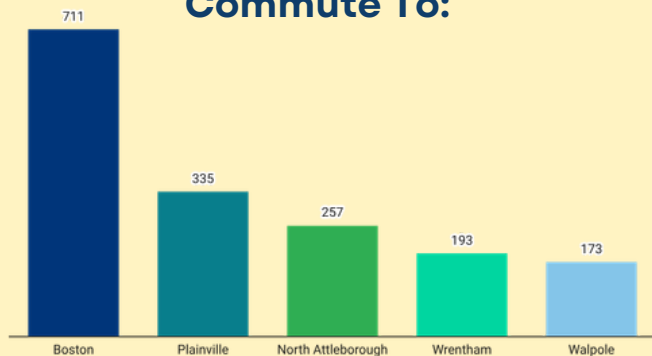
Getting to Work



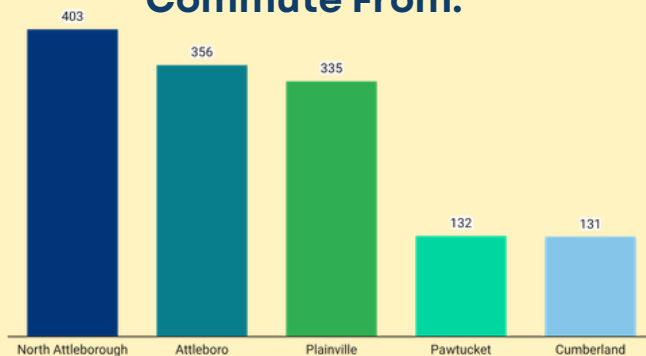
Inflow/Outflow



Top Communities Workers Commute To:



Top Communities Workers Commute From:



Key Industries

Top Industries by Average Employment (Q2 - 2025)



Labor Force:
5,447

2025 Industry Data

Total Payroll Dollars
\$276,946,367

Average Weekly Wages:
\$1,216.25

Average Monthly Employment:
4,381

Number of Business Establishments:
402

Top Industries by Number of Establishments (Q2 - 2025)



Prepared by the 495/MetroWest Partnership

Sources: 2024 American Community Survey 5-Year, 2023 U.S. Census OnTheMap Application