


SOUTHBOROUGH, MA

Population: 10,493
 Median Household Income: \$196,808
 Per Capita Income: \$95,790

Socioeconomic

Race:

■ White
■ Black or African American
■ Asian
■ Hispanic or Latino origin (of any race)
■ Other/Multiracial



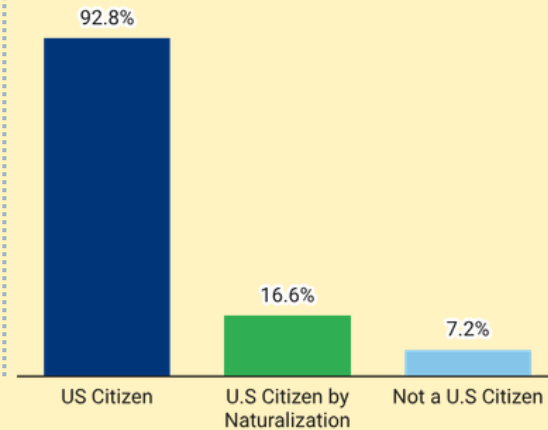
Southborough 495/MW MA Population Growth 2014-2024



Residents 25+ with a Bachelor's Degree or Higher



Citizenship:

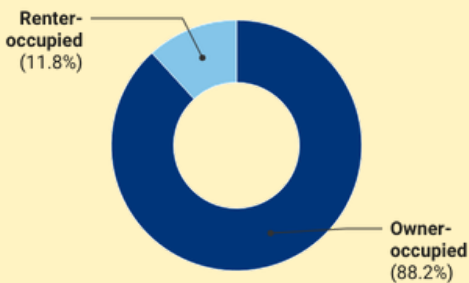


Housing

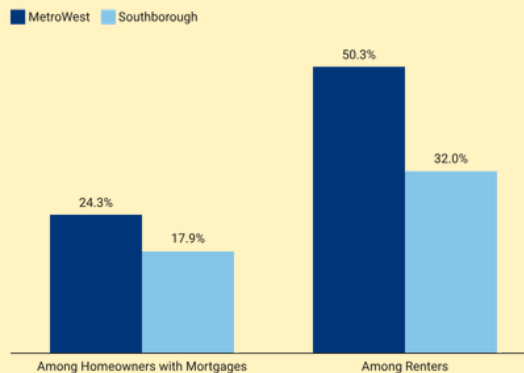
Total Housing Units: 3,908

Vacant Housing Units: 131

Housing Tenure:




Cost Burden:



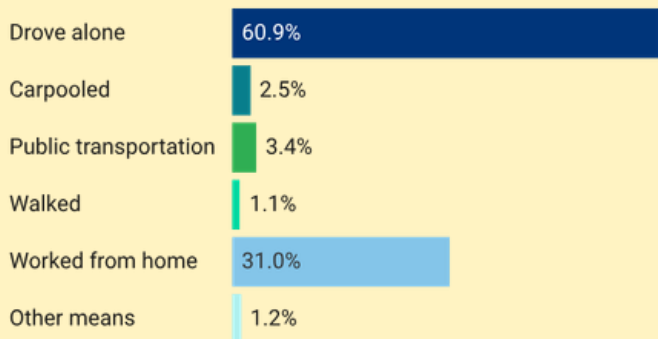
Year Structure Built:

■ 2000 or later (17.3%)
■ 1980-1999 (34.0%)
■ 1960-1979 (22.2%)
■ 1959 or earlier (26.5%)




Commuting

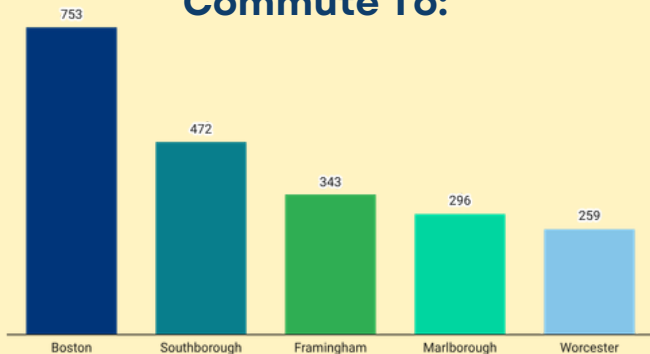
Getting to Work



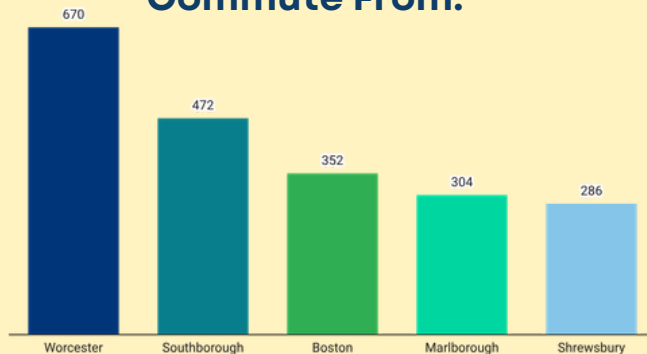
Inflow/Outflow



Top Communities Workers Commute To:



Top Communities Workers Commute From:



Key Industries

Top Industries by Average Employment (Q2 - 2025)



Labor Force:
6,004

2025 Industry Data

Total Payroll Dollars
\$922,003,008

Average Weekly Wages:
\$2,304.50

Average Monthly Employment:
7,689

Number of Business Establishments:
499

Top Industries by Number of Establishments (Q2 - 2025)

