

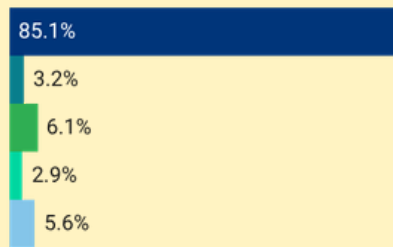
# STOW, MA

Population: 7,165  
Median Household Income: \$185,809  
Per Capita Income: \$86,307

## Socioeconomic

### Race:

■ White  
■ Black or African American  
■ Asian  
■ Hispanic or Latino origin (of any race)  
■ Other/Multiracial



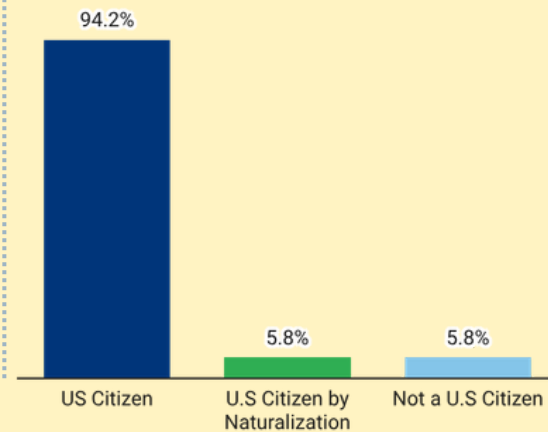
### Stow 495/MW MA Population Growth 2014-2024



Residents 25+ with a Bachelor's Degree or Higher



### Citizenship:

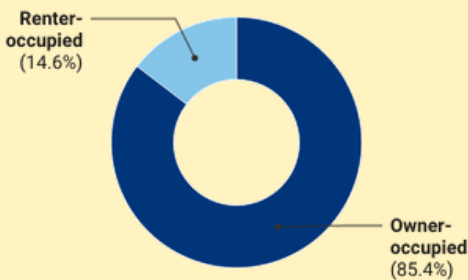


## Housing

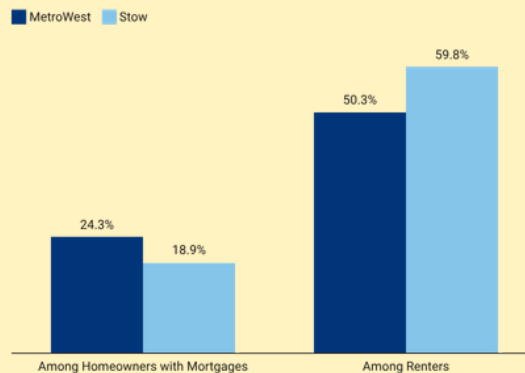
Total Housing Units: 2,820

Vacant Housing Units: 47

### Housing Tenure:




### Cost Burden:



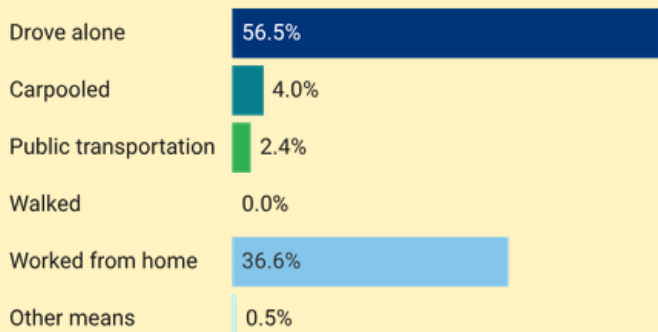
### Year Structure Built:

■ 2000 or later (25.1%)  
■ 1980-1999 (15.2%)  
■ 1960-1979 (27.3%)  
■ 1959 or earlier (32.4%)

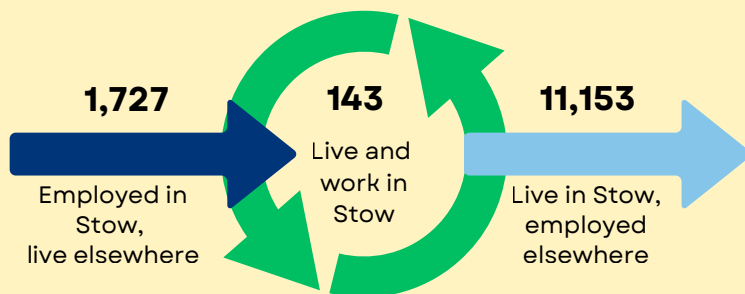


# Commuting

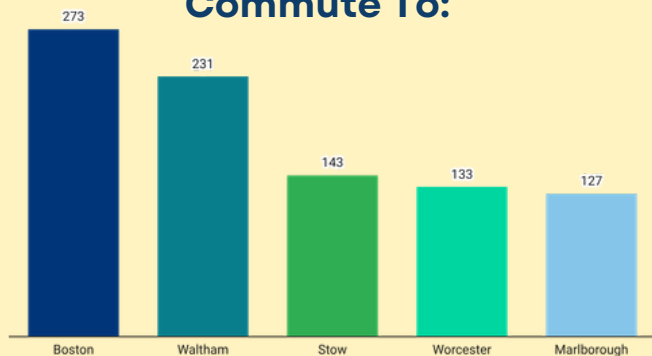
## Getting to Work



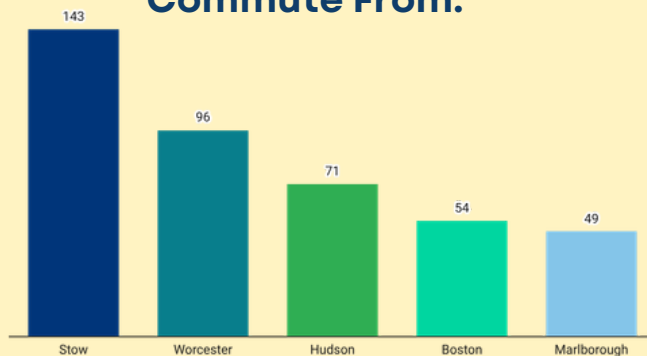
## Inflow/Outflow



## Top Communities Workers Commute To:



## Top Communities Workers Commute From:



# Key Industries

## Top Industries by Average Employment (Q2 - 2025)



**Labor Force:**  
3,894

## 2025 Industry Data

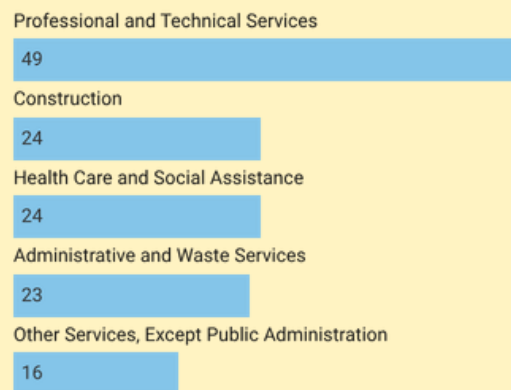
Total Payroll Dollars  
\$158,223,614

Average Weekly Wages:  
\$1,475.50

Average Monthly Employment:  
2,064

Number of Business Establishments:  
219

## Top Industries by Number of Establishments (Q2 - 2025)



Prepared by the 495/MetroWest Partnership

Sources: 2024 American Community Survey 5-Year, 2023 U.S. Census OnTheMap Application