


SUDBURY, MA

Population: 19,306
Median Household Income: \$236,250
Per Capita Income: \$95,230

Socioeconomic

Race:

■ White
■ Black or African American
■ Asian
■ Hispanic or Latino origin (of any race)
■ Other/Multiracial



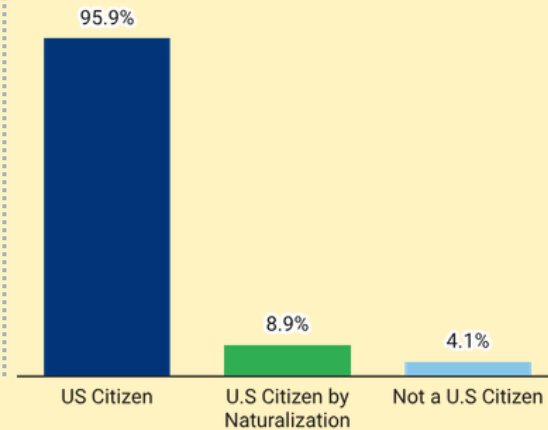
Sudbury 495/MW MA Population Growth 2014-2024



Residents 25+ with a Bachelor's Degree or Higher



Citizenship:

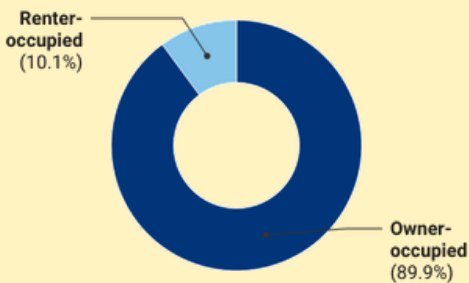


Housing

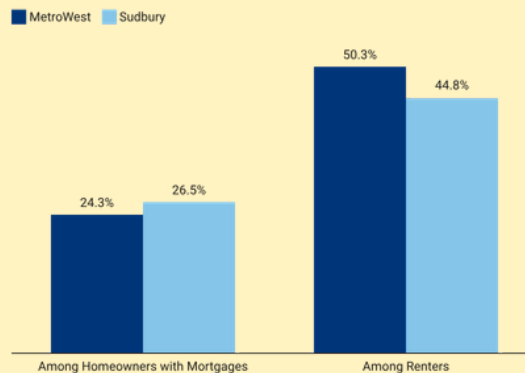
Total Housing Units: 6,497

Vacant Housing Units: 200

Housing Tenure:




Cost Burden:



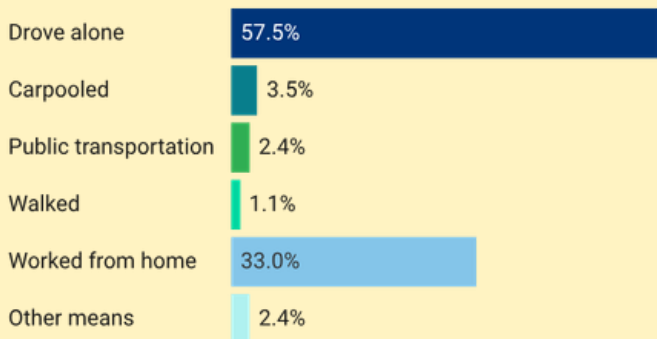
Year Structure Built:

■ 2000 or later (24.1%)
■ 1980-1999 (22.3%)
■ 1960-1979 (29.0%)
■ 1959 or earlier (24.7%)




Commuting

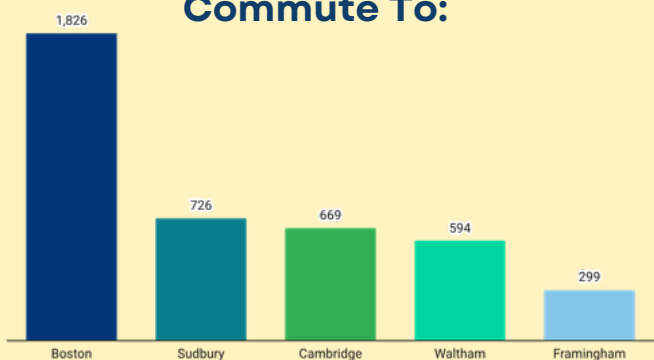
Getting to Work



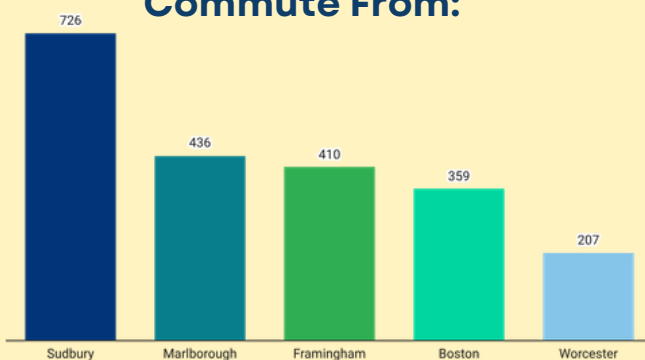
Inflow/Outflow



Top Communities Workers Commute To:



Top Communities Workers Commute From:



Key Industries

Top Industries by Average Employment (Q2 - 2025)



Labor Force:
9,446

2025 Industry Data

Total Payroll Dollars
\$524,117,121

Average Weekly Wages:
\$1,538.00

Average Monthly Employment:
6,557

Number of Business Establishments:
728

Top Industries by Number of Establishments (Q2 - 2025)

