


UPTON, MA

Population: 8,189
Median Household Income: \$155,508
Per Capita Income: \$68,055

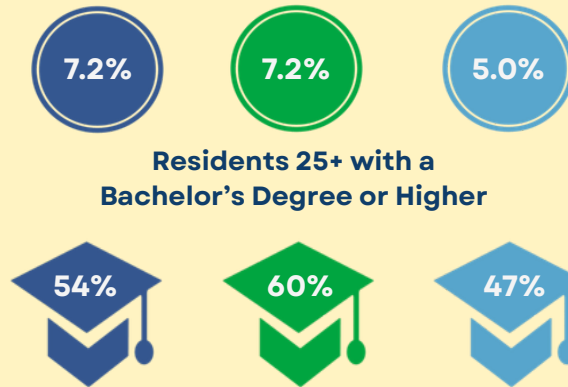
Socioeconomic

Race:

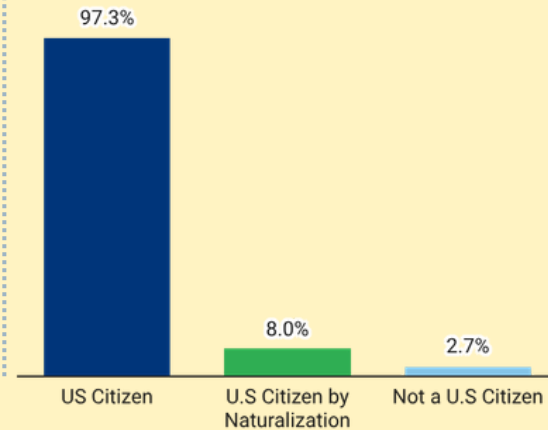
■ White
■ Black or African American
■ Asian
■ Hispanic or Latino origin (of any race)
■ Other/Multiracial



Upton 495/MW MA Population Growth 2014-2024



Citizenship:

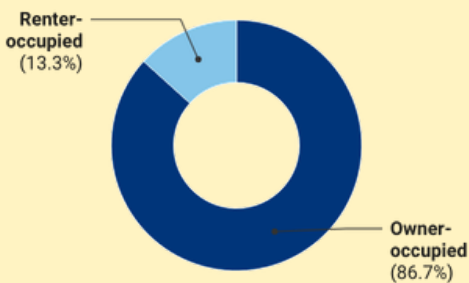


Housing

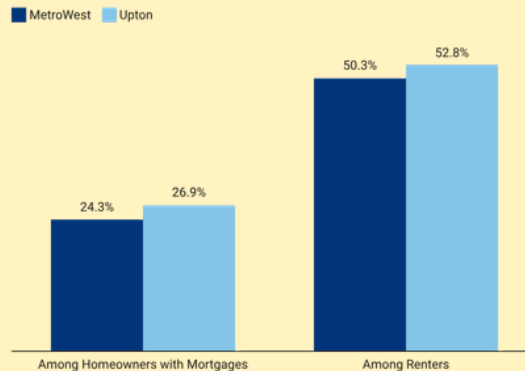
Total Housing Units: 3,055

Vacant Housing Units: 52

Housing Tenure:




Cost Burden:



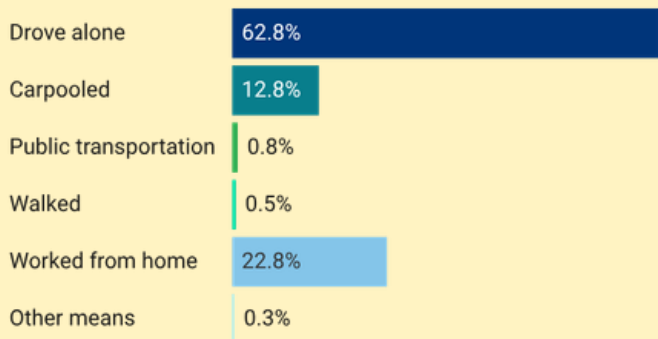
Year Structure Built:

■ 2000 or later (19.8%)
■ 1980-1999 (32.3%)
■ 1960-1979 (21.8%)
■ 1959 or earlier (26.2%)

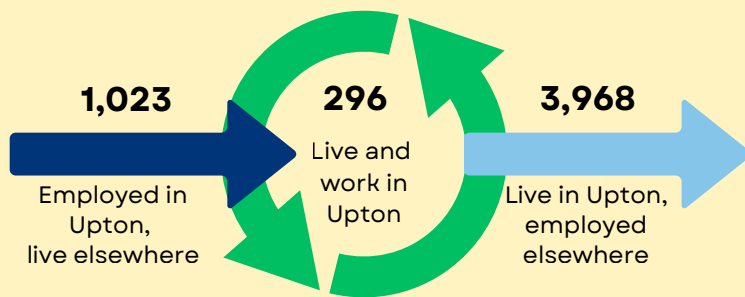


Commuting

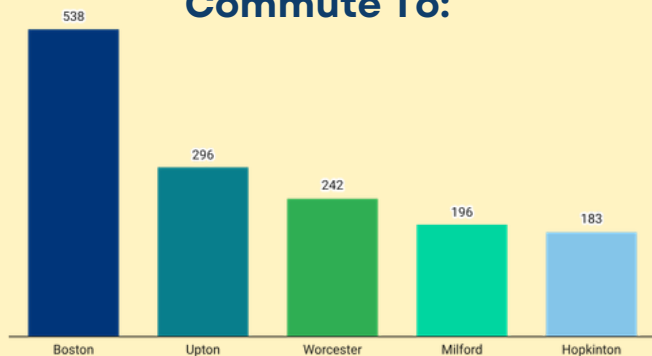
Getting to Work



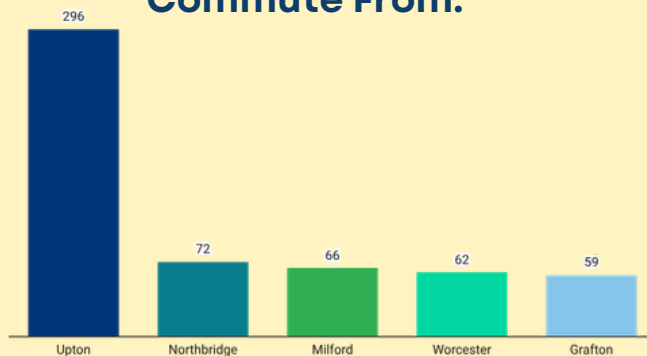
Inflow/Outflow



Top Communities Workers Commute To:



Top Communities Workers Commute From:



Key Industries

Top Industries by Average Employment (Q2 - 2025)



Labor Force:
4,577

2025 Industry Data

Total Payroll Dollars
\$103,366,909

Average Weekly Wages:
\$1,567.25

Average Monthly Employment:
1,267

Number of Business Establishments:
220

Top Industries by Number of Establishments (Q2 - 2025)



Prepared by the 495/MetroWest Partnership

Sources: 2024 American Community Survey 5-Year, 2023 U.S. Census OnTheMap Application