

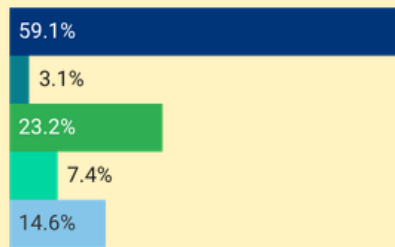
# WESTBOROUGH, MA

Population: 21,944  
 Median Household Income: \$141,944  
 Per Capita Income: \$66,421

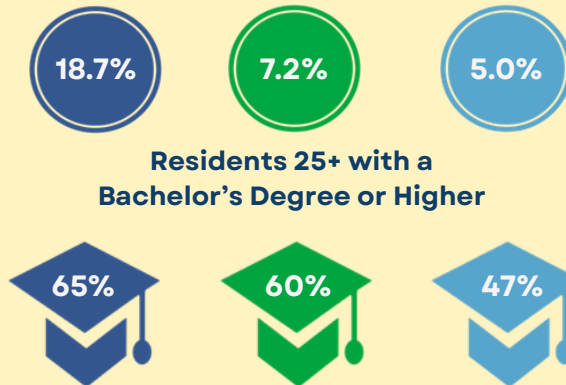
## Socioeconomic

### Race:

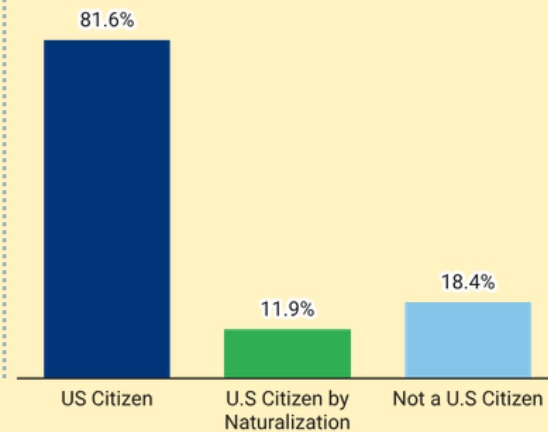
■ White  
■ Black or African American  
■ Asian  
■ Hispanic or Latino origin (of any race)  
■ Other/Multiracial



### Westborough 495/MW MA Population Growth 2014-2024



### Citizenship:

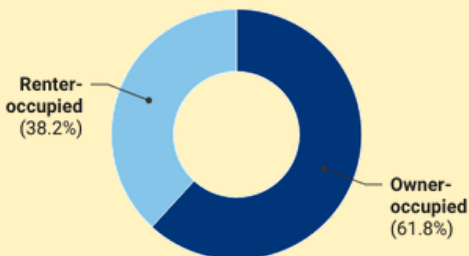


## Housing

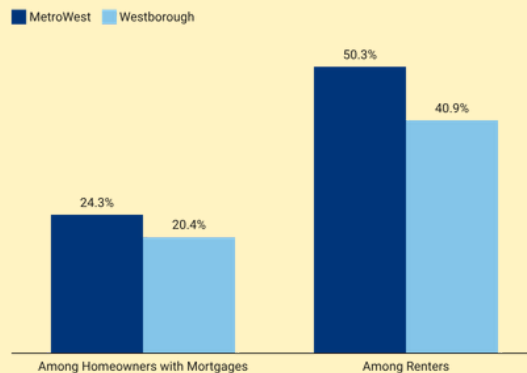
Total Housing Units: 8,342

Vacant Housing Units: 378

### Housing Tenure:




### Cost Burden:



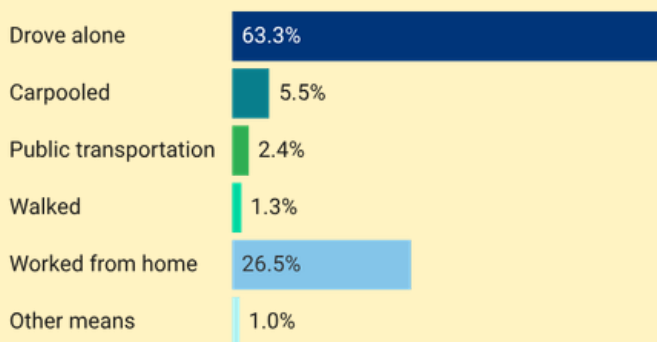
### Year Structure Built:

■ 2000 or later (19.5%)  
■ 1980-1999 (23.8%)  
■ 1960-1979 (31.0%)  
■ 1959 or earlier (25.5%)




# Commuting

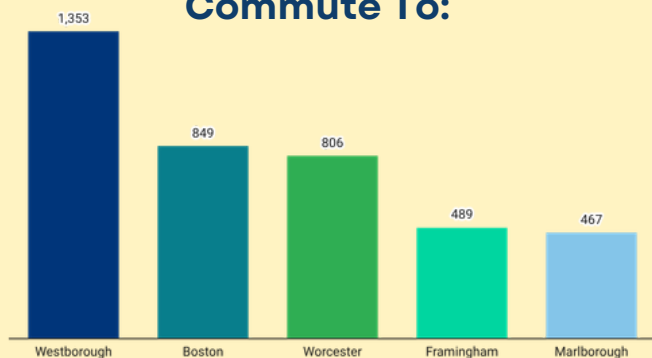
## Getting to Work



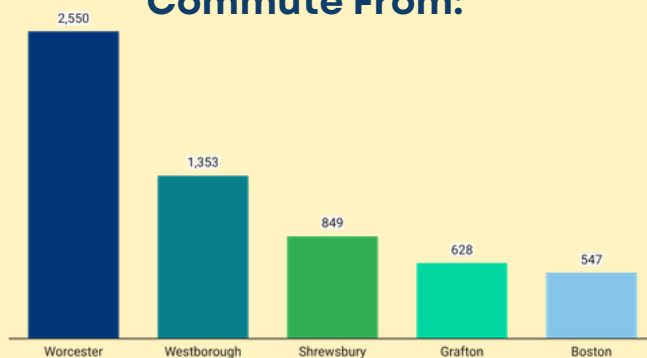
## Inflow/Outflow



## Top Communities Workers Commute To:



## Top Communities Workers Commute From:



# Key Industries

## Top Industries by Average Employment (Q2 - 2025)



**Labor Force:**  
12,211

**2025 Industry Data**  
 Total Payroll Dollars  
\$2,373,275,647  
 Average Weekly Wages:  
\$1,963.50  
 Average Monthly Employment:  
23,240  
 Number of Business Establishments:  
1,198

## Top Industries by Number of Establishments (Q2 - 2025)



Prepared by the 495/MetroWest Partnership

Sources: 2024 American Community Survey 5-Year, 2023 U.S. Census OnTheMap Application