


WRENTHAM, MA

Population: 12,297
 Median Household Income: \$151,676
 Per Capita Income: \$66,872

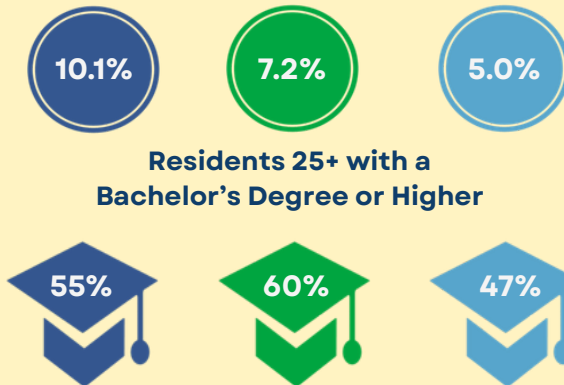
Socioeconomic

Race:

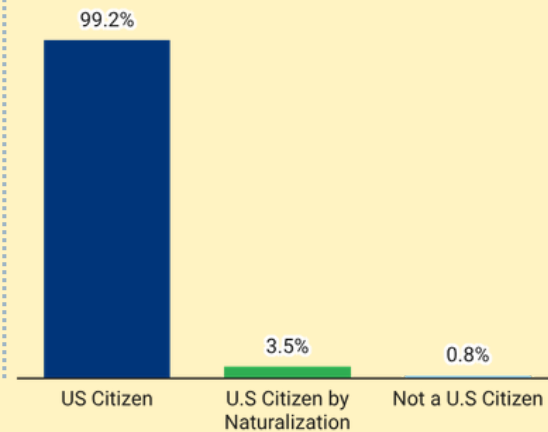
■ White
■ Black or African American
■ Asian
■ Hispanic or Latino origin (of any race)
■ Other/Multiracial



Wrentham 495/MW MA Population Growth 2014-2024



Citizenship:

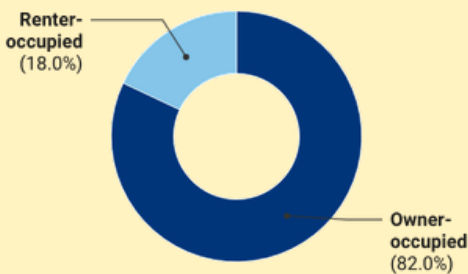


Housing

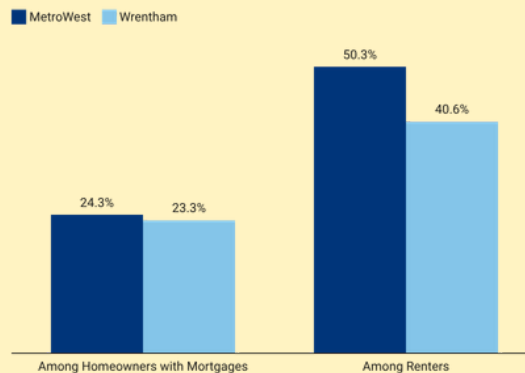
Total Housing Units: 4,636

Vacant Housing Units: 297

Housing Tenure:




Cost Burden:



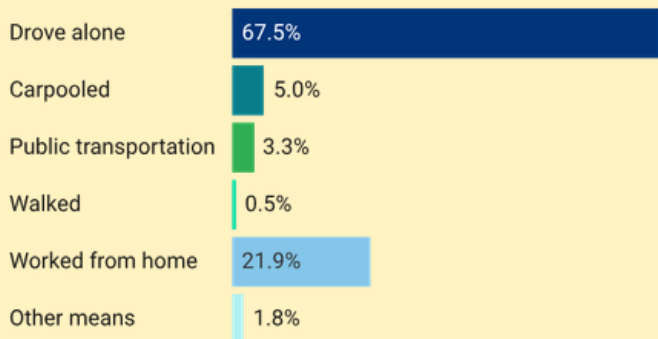
Year Structure Built:

■ 2000 or later (26.3%)
■ 1980-1999 (29.9%)
■ 1960-1979 (14.0%)
■ 1959 or earlier (29.7%)

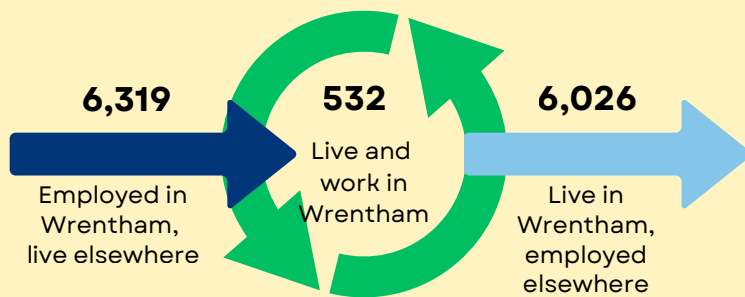


Commuting

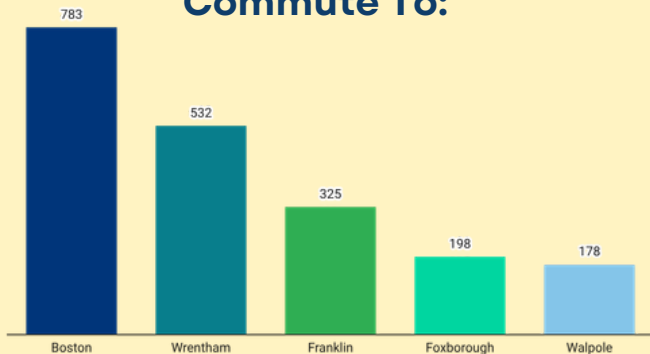
Getting to Work



Inflow/Outflow



Top Communities Workers Commute To:



Top Communities Workers Commute From:



Key Industries

Top Industries by Average Employment (Q2 - 2025)



Labor Force:
6,773

2025 Industry Data

Total Payroll Dollars
\$397,110,589

Average Weekly Wages:
\$1,113.00

Average Monthly Employment:
6,861

Number of Business Establishments:
524

Top Industries by Number of Establishments (Q2 - 2025)

